



**HEBRON**  
Surgical Industries


Tahir Town Fateh Garh,  
Small Industrial Estate Sialkot 51310

Tel: +92 523 259568  
Mob: +923456688643

Email: [info@hebronsurgical.com](mailto:info@hebronsurgical.com)  
Web: [www.hebronsurgical.com](http://www.hebronsurgical.com)



**Dental**  
Instruments Catalogue



[www.hebronsurgical.com](http://www.hebronsurgical.com)

# COMPANY PROFILE

**Hebron Surgical Industries** is dedicated to provide you the personalized service you deserve. We have been supplying the medical industry with the finest in Surgical Instruments, Dental instruments, Electro Surgical Instruments and Stainless Steel Hollowware for all specialties for over 15 years. Our office is located in Sialkot, Pakistan, we offer complete in-house repair service and custom manufacturing in addition to our already broad line of products.

**Hebron Surgical Industries** is a one stop shop for many clients it also assist turn key projects, works with MOH and NGOs Hospitals and present around the world with large number of the distributors worldwide.

When you buy from **Hebron Surgical Industries** you will enjoy the services and quality we aim to deliver from years. Hebron Surgical comes with not only the best products, but the best services as well. If you ever have a question, We're here to help. We will be more than happy to give you the support you need.

## Certifications & Standards Details



## To Our Existing Customers

We would like to thank you for continuing to stay with the best. We appreciate your business.

To Prospective Customer

We look forward to starting a lasting relationship with you.

## Guarantee:

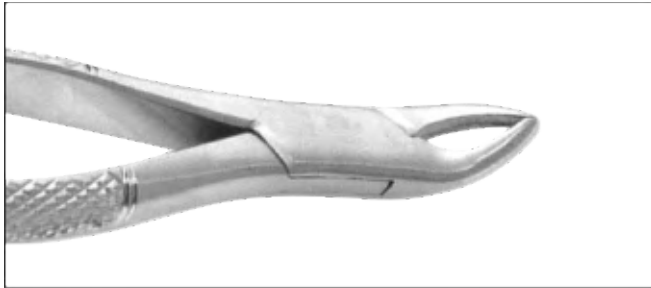
**Hebron Surgical Industries** products are guaranteed to be free of defects in materials and workmanship. **Hebron Surgical Industries** products comes with guarantee or warranty as per the products category but usually as per international guarantee rules. Any product that is determined to be defective will be either repaired or replaced, at our discretion. Product not properly cared for or used for purposes not intended will not be covered. **Hebron Surgical Industries** liability under this guarantee is limited to repair or replacement of defective items.

## OEM Services

We have been providing OEM services to various bands in the health care industry all over the world for the past 15 years. OEM SERVICES PROVIDED, WITH THE UTMOST DISCRETION



# Table Of Contents




Extracting Forceps

01-31



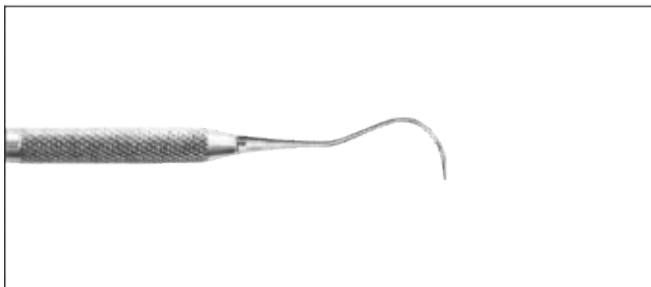
Root Elevators

32-51



Filling Instruments

52-56



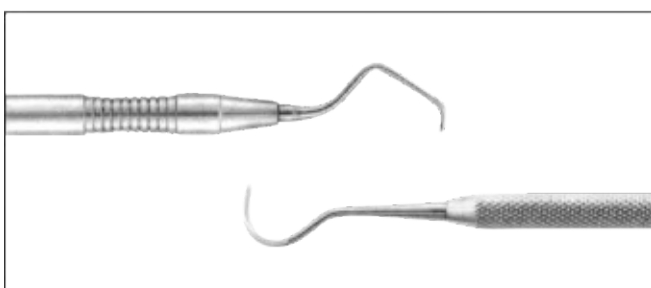
Dental Probes

57-60



Periodontia Instruments  
& Mallets

61-68




Curettes & Scalers

69-75

# Table Of Contents

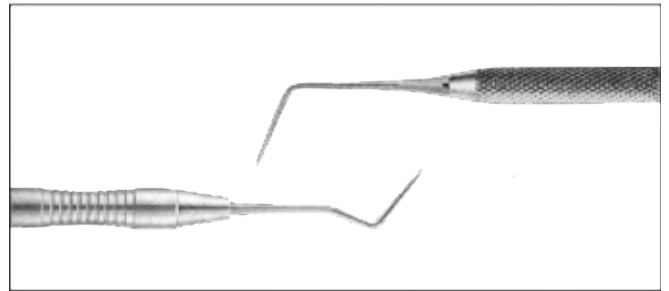
Modelling & Measuring  
Instruments 76-78



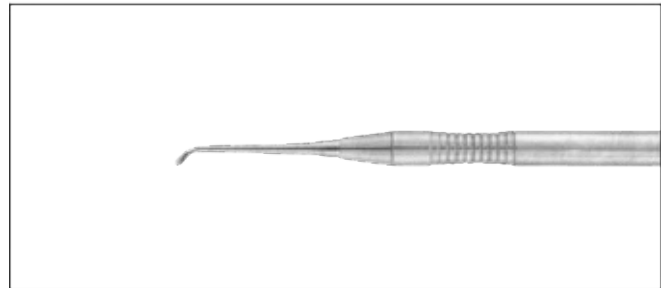
Wax / Plaster Knives 79-80



Diagnostic (Explorers) &  
Endodontic Instruments 81-86




Excavators 87-88



Handles For Mouth Mirrors  
& Mouth Mirrors 89-90



Spatulas 91-94



# Table Of Contents




Needle Holders &  
Saliva Ejectors

95-100



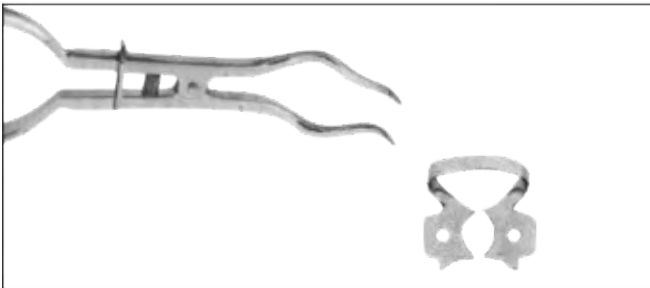
Syringes

101-104



Dental Tweezers

105-109



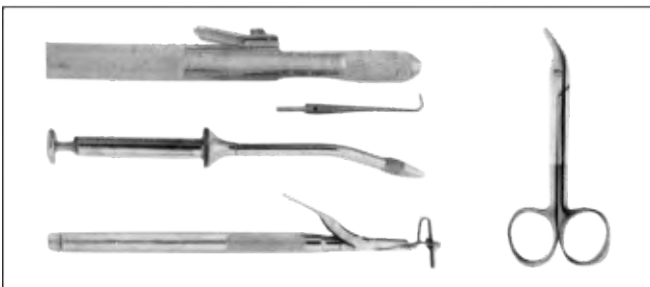
Rubber Dam Clamps

110-112



Matrix Retainers &  
Matrix Bands

113-114




Crown Removers, Scissors,  
Forceps, Amalgum Guns & Carriers

115-117

# Table Of Contents

Copper Ring Removing Pliers & Paper Articulating Forceps 118



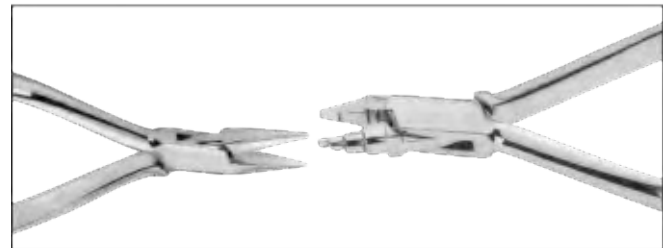
Rongeurs 119-122



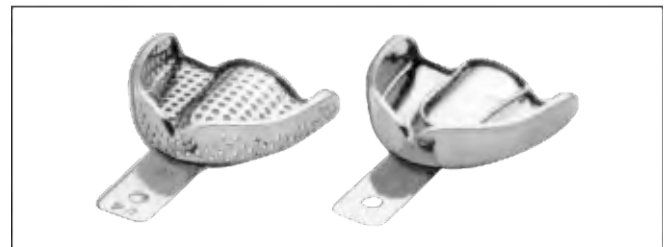
Bone Elevators, Files & Chisels 123-124



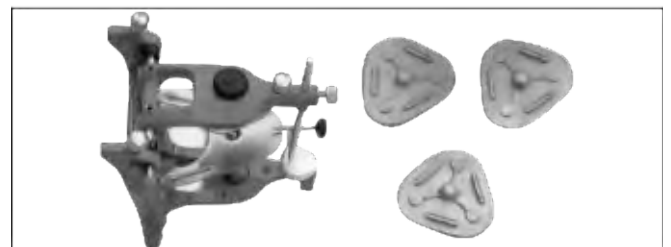
Pliers For Orthodontics & Prosthetics 125-135



Impression Trays 136-139



Articulators 140-141



Hollowares 142-144





# SECTION **01**

Extracting Forceps - English Pattern

Page 01-31

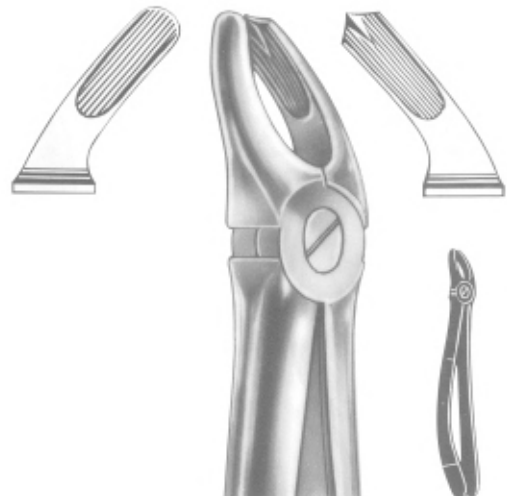
[www.hebronsurgical.com](http://www.hebronsurgical.com)



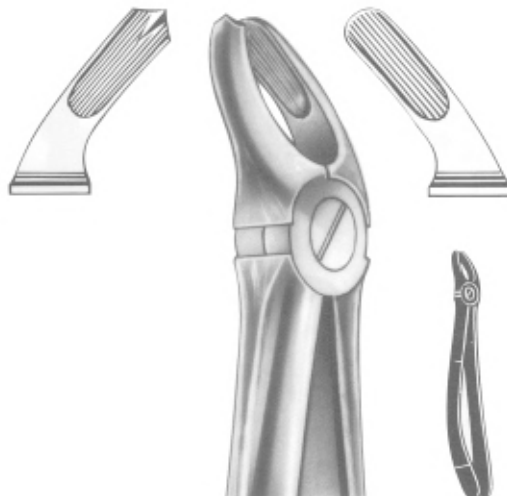
**1001**  
Fig 8  
lower premolars



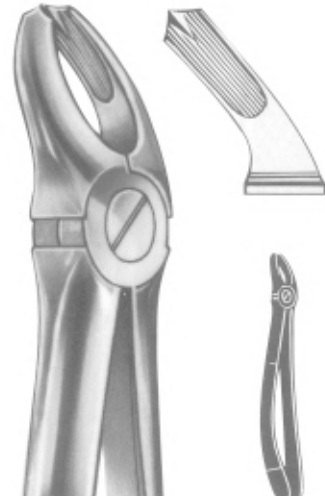
**1002**  
Fig 13  
lower premolars



**1003**  
Fig 17  
upper molars, right



**1004**  
Fig 18  
upper molars, left

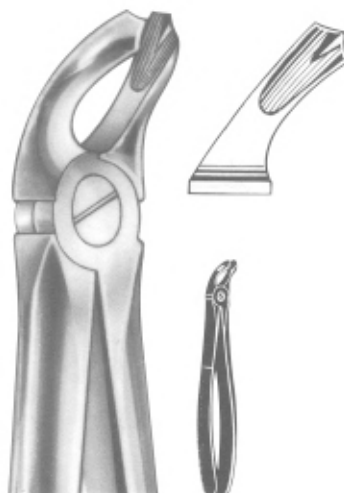


**1005**  
Fig 18 A  
upper molars

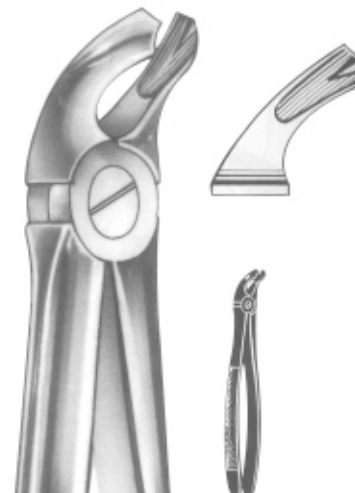




**1006**  
Fig 19  
upper wisdoms



**1007**  
Fig 20  
lower wisdoms



**1008**  
Fig 21  
lower molars



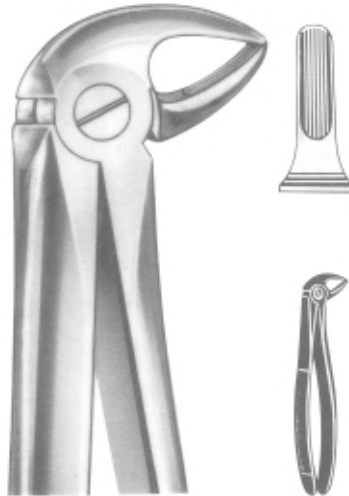
**1009**  
Fig 22  
lower molars



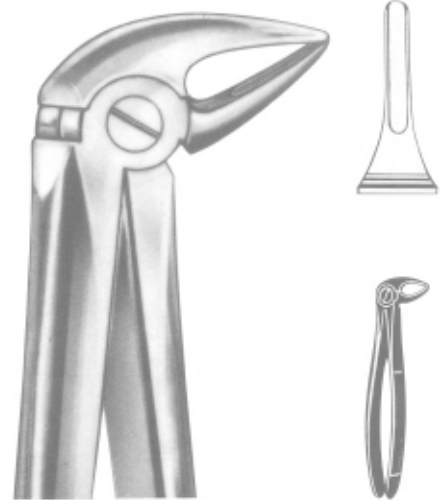
**1010**  
Fig 22 A  
Albrecht  
lower molars



**1011**  
Fig 33 A  
lower roots



**1012**  
Fig 33 B  
lower roots



**1013**  
Fig 33 L  
lower roots



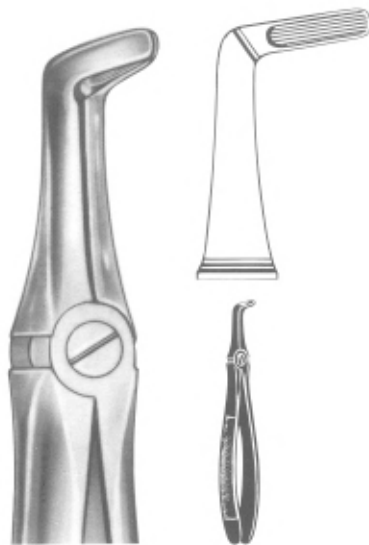
**1014**  
Fig 33 L  
lower roots



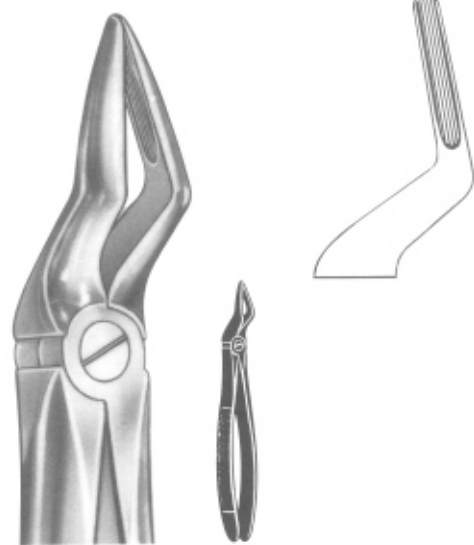
**1015**  
Fig 33 S  
lower roots, for children



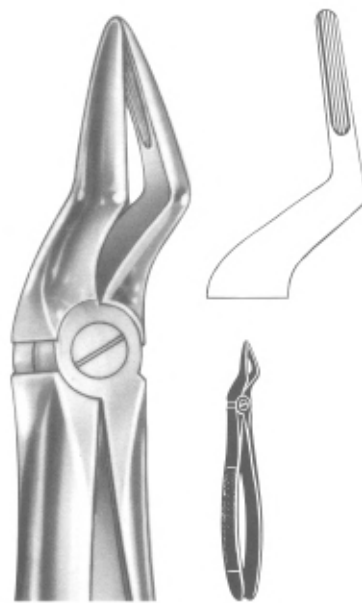
**1016**  
Fig 44  
upper roots



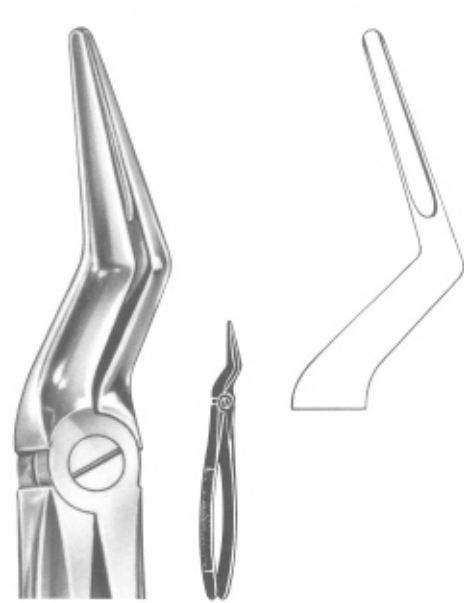
**1017**  
Fig 45  
lower roots



**1018**  
Fig 12  
upper roots



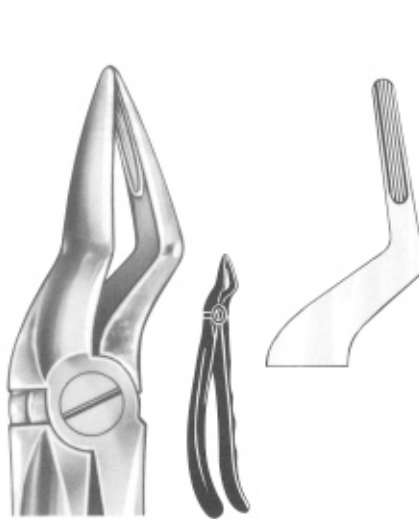
**1019**  
Fig 51 A  
upper roots



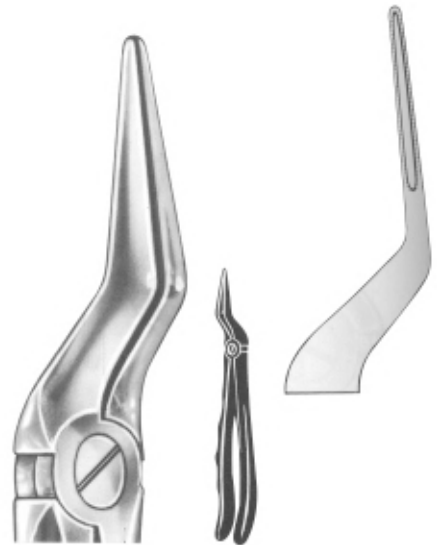
**1020**  
Fig 51 L  
upper roots



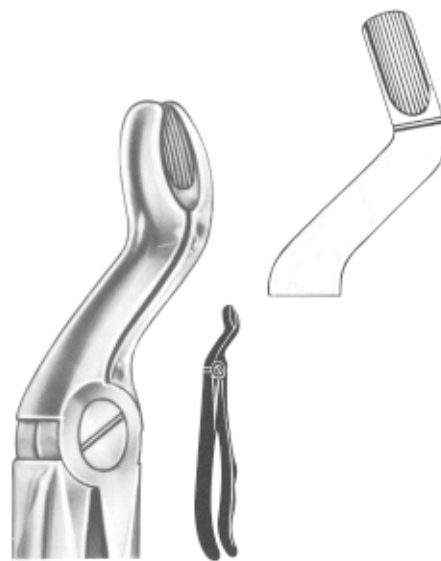
**Relax 1021**  
Fig 51  
upper roots



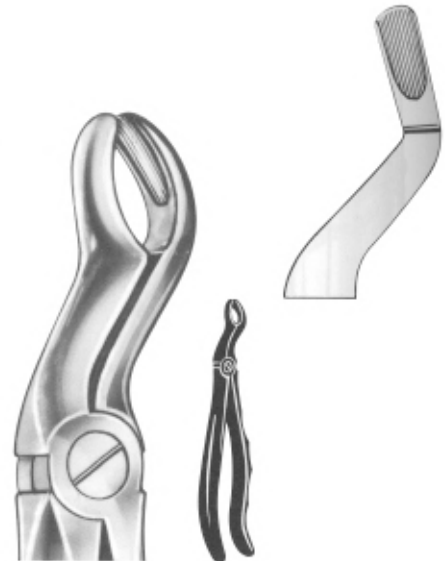
**Relax 1022**  
Fig 51 A  
upper roots



**Relax 1023**  
Fig 51 L  
upper roots



**Relax 1024**  
Fig 67  
upper wisdoms



**Relax 1025**  
Fig 67 A  
upper wisdoms

**01** SECTION

Extracting Forceps For Children - English Pattern

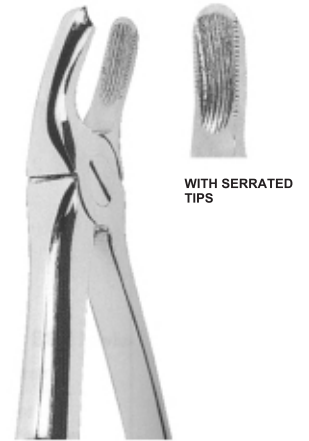


**1026**  
Fig 37  
Upper incisors



WITH SERRATED TIPS

**1027**  
Fig 39  
Upper molars



WITH SERRATED TIPS

**1028**  
Fig 39 R  
Upper molars, right



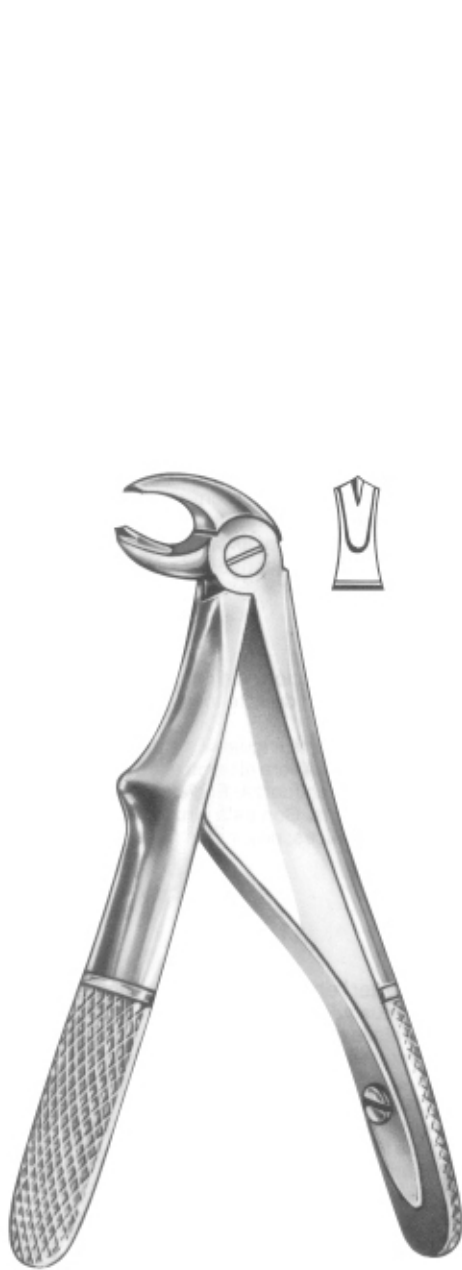
WITH SERRATED TIPS

**1029**  
Fig 39 L  
Upper molars, left

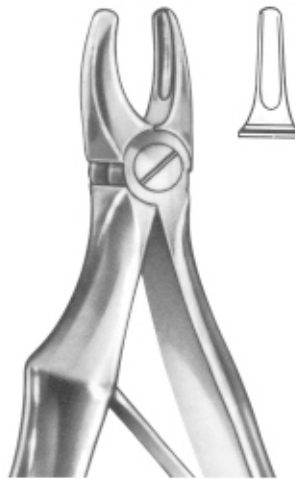


WITH SERRATED TIPS

**1030**  
Fig 515  
Upper roots



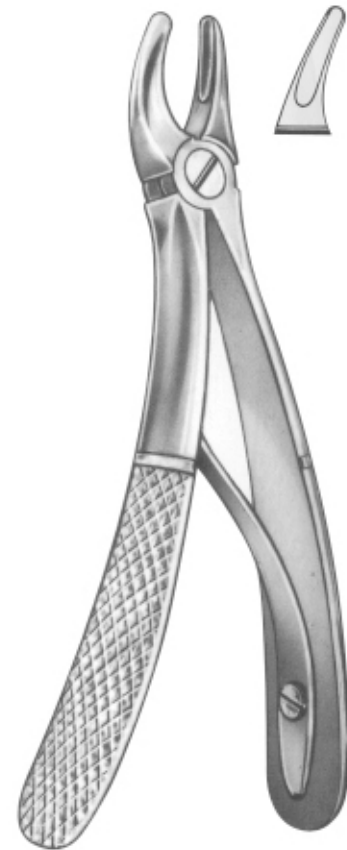
**Klein  
1031**  
Fig 6  
lower molars



**Klein  
1032**  
Fig 137  
upper incisors



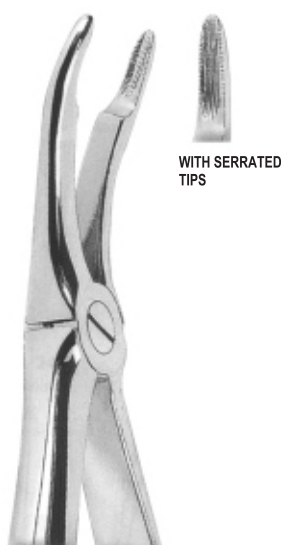
**Klein  
1033**  
Fig 5  
lower incisors



**Klein  
1034**  
Fig 139  
uper premolars



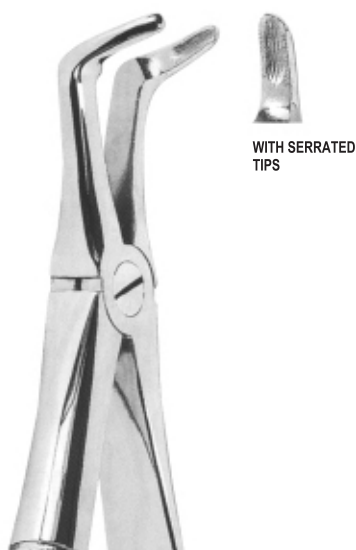
**1035**  
Fig 43 A  
Fractured or decayed  
upper teeth



**1036**  
Fig 44  
Upper roots



**1037**  
Fig 45  
Lower roots



**1038**  
Fig 46  
Lower roots



**1039**  
Fig 46 L  
Lower roots



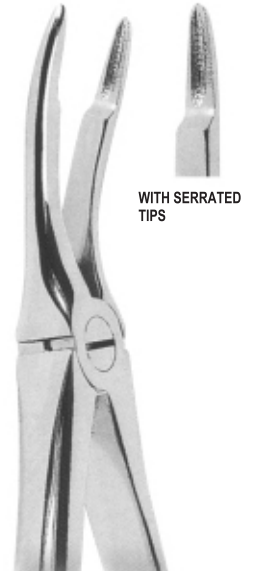
WITH SERRATED TIPS

**1040**  
Fig 48  
Upper roots



WITH SERRATED TIPS

**1041**  
Fig 51  
Upper roots



WITH SERRATED TIPS

**1042**  
Fig 49  
Upper roots



WITH SERRATED TIPS

**1043**  
Fig 51 L  
Upper roots



WITH SERRATED TIPS

**1044**  
Fig 51 A  
Upper roots





**1045**  
Fig 51 LX  
Upper roots



**1046**  
Fig 52  
Upper roots and  
canines




**1047**  
Fig 54  
For separating  
upper molars



**1048**  
Fig 55  
For separating  
upper molars



**1049**  
Fig 56  
For separating  
lower molars





**1055**  
Fig 66 L  
Upper molars, left



**1056**  
Fig 66 R  
Upper molars, right

WITH SERRATED TIPS



**1057**  
Fig 67  
Upper three molars

WITH SERRATED TIPS



**1058**  
Fig 67 A  
Upper third molars

WITH SERRATED TIPS



**1059**  
Fig 68  
Lower roots

WITH SERRATED TIPS



**1060**  
Fig 67½ L  
Upper third molars, left



**1061**  
Fig 67½ R  
Upper third molars, right



**1062**  
Fig 73  
Lower molars



**1063**  
Fig 74  
Lower roots



**1064**  
Fig 74 M  
Lower roots





**1065**  
Fig 74 N  
Lower roots



WITH SERRATED TIPS



**1066**  
Fig 75  
Lower canines and premolars



WITH SERRATED TIPS



**1067**  
Fig 79  
Lower third molars



WITH SERRATED TIPS



**1068**  
Fig 79 A  
Lower third molars



WITH SERRATED TIPS



**1069**  
Fig 79 C  
Lower third molars



WITH SERRATED TIPS



**1070**  
Fig 86 W  
Lower third molars



**1071**  
Fig 86½ L  
Lower third molars, left



**1072**  
Fig 86½ R  
Lower third molars, right



**1073**  
Fig 86 C  
Lower molars



**1074**  
Fig 87  
Lower decayed molars  
or broken-down crowns



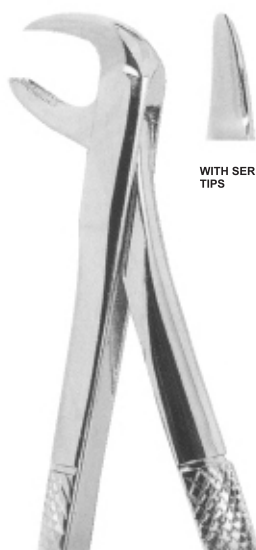
WITH SERRATED  
TIPS

**1075**  
Fig 89  
Upper molars, right




WITH SERRATED  
TIPS

**1076**  
Fig 90  
Upper molars, left



WITH SERRATED  
TIPS

**1077**  
Fig 99  
Broken-down lower molars



WITH SERRATED  
TIPS

**1078**  
Fig 107  
Upper canines



**1079**  
Fig 121  
Upper third molars



WITH SERRATED TIPS

**1080**  
Fig 145  
Lower roots



WITH SERRATED TIPS

**1081**  
Fig 151½  
Upper roots



WITH SERRATED TIPS

**1082**  
Fig 166  
Universal extracting forceps for upper teeth, in particular molars and premolars




WITH SERRATED TIPS

**1083**  
Fig 167  
Universal extracting forceps for lower teeth, in particular molars and premolars



# 01 SECTION

## Extracting Forceps - English Pattern






**1089**  
Fig 1  
Universal extracting forcep for upper incisors and canines



**1090**  
Fig 2  
Upper molars



**1091**  
Fig 3  
Lower incisors, premolar and roots




**1092**  
Fig 4  
Lower molars

# 01 SECTION


## Extracting Forceps With Anatomically Shaped Handle




**1093**  
Fig 1  
Upper incisors  
and canines



**1094**  
Fig 2  
Upper incisors  
and canines



**1095**  
Fig 4  
Lower incisors  
and canines



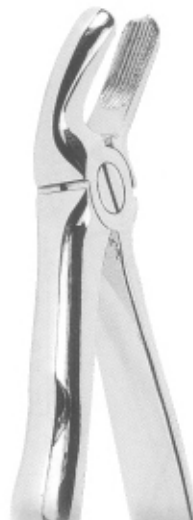
**1096**  
Fig 7  
Upper premolars



**1097**  
Fig 13  
Lower premolars

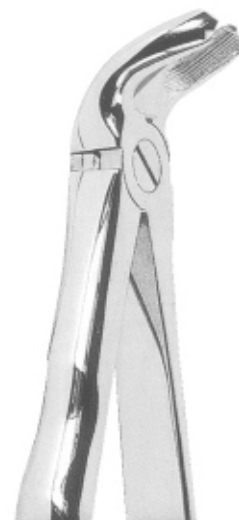


**1098**  
Fig 17  
Upper molars, right



WITH SERRATED TIPS

**1099**  
Fig 18  
Upper molars, left



WITH SERRATED TIPS

**1100**  
Fig 21  
Lower molars



WITH SERRATED TIPS

**1101**  
Fig 22  
Lower molars



WITH SERRATED TIPS

**1102**  
Fig 33  
Lower roots

# 01 SECTION

## Extracting Forceps With Anatomically Shaped Handle



**1103**  
Fig 45  
Lower roots



WITH SERRATED TIPS




WITH SERRATED TIPS

**1104**  
Fig 51 A  
Upper roots



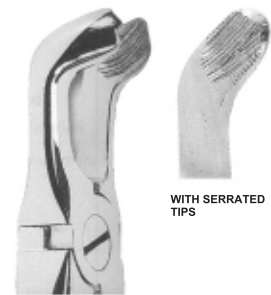
WITH SERRATED TIPS

**1105**  
Fig 67 A  
Upper third molars



WITH SERRATED TIPS

**1106**  
Fig 74  
Lower roots



WITH SERRATED TIPS

**1107**  
Fig 79  
Lower third molars



WITH SERRATED TIPS

**1108**  
Fig 86 C  
Lower molars



WITH SERRATED TIPS

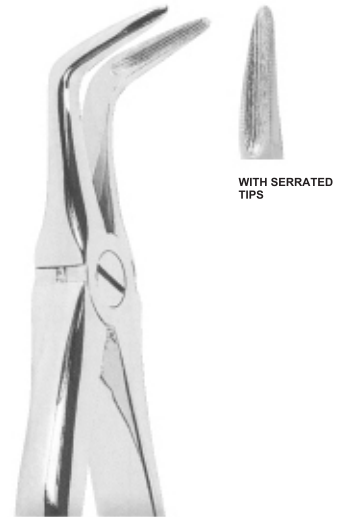
**1109**  
Fig 359  
Lower roots



**1110**  
Fig 89  
Upper molars, right



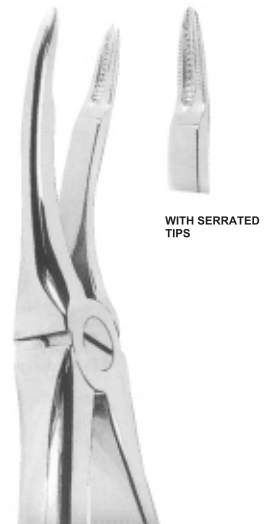
**1111**  
Fig 90  
Upper molars, left



**1112**  
Fig 145  
Lower roots



**1113**  
Fig 151 1/2  
Upper roots



**1114**  
Fig 349  
Upper roots



**1115**  
Fig 5  
Lower third molars



**1116**  
Fig 6  
Separating forcep



**1117**  
Fig 105  
Upper molars



**1118**  
Fig 16  
Lower molars



**1119**  
Fig 17  
Lower molars



**1120**  
Fig 18 L  
Upper molars, left



**1121**  
Fig 18 R  
Upper molars, right



**1122**  
Fig 23  
Lower molars



**1123**  
Fig 53 R  
Upper molars, right



**1124**  
Fig 53 L  
Upper molars, left





**1125**  
Fig 65  
Upper incisors and roots



**1126**  
Fig 69  
Upper and lower roots



**1127**  
Fig 88 R  
Upper molars, right




**1128**  
Fig 88 L  
Upper molars, left




**1129**  
Fig 101  
Deciduous teeth



**1130**  
Fig 150  
Upper incisors, premolars, roots



**1131**  
Fig 150 S  
Upper teeth (for children)



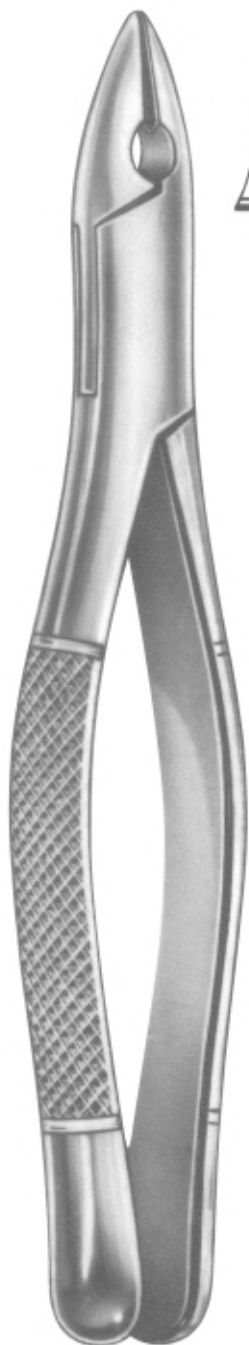
**1132**  
Fig 151  
Upper incisors, premolars, roots



**1133**  
Fig 151S  
Lower teeth (for children)



**1134**  
Fig 221  
Lower third molars



**1135**  
Fig 1  
upper incisors and bicuspid



**1136**  
Fig 1 B  
upper roots, anterior



**Physick**  
**1137**  
Fig 5  
lower wisdoms



**1138**  
Fig 6  
lower molars, splitting forceps



**1139**  
Fig 10 H  
upper molars





WITH SERRATED TIPS

**1140**  
Fig 135  
Lower premolars



**1141**  
Fig 225  
Lower molars



**1142**  
Fig 305  
Upper incisors and roots



WITH SERRATED TIPS

**1143**  
Fig 33 S  
Lower roots



WITH SERRATED TIPS

**1144**  
Fig 38  
Lower incisors and canines



**1145**  
Fig 1  
Upper incisors



**1146**  
Fig 2  
Upper permolars



**1147**  
Fig 3  
Upper molars



**1148**  
Fig 4  
Upper roots



**1149**  
Fig 5  
Lower incisors



**1150**  
Fig 6  
Lower molars



**1151**  
Fig 7  
Lower roots





**1152**  
Fig 1  
Lower roots



**1153**  
Fig 2  
Upper roots



**1155**  
Fig 2  
Roots fragments



**1154**  
Fig 1  
Roots fragments



## SECTION **02**

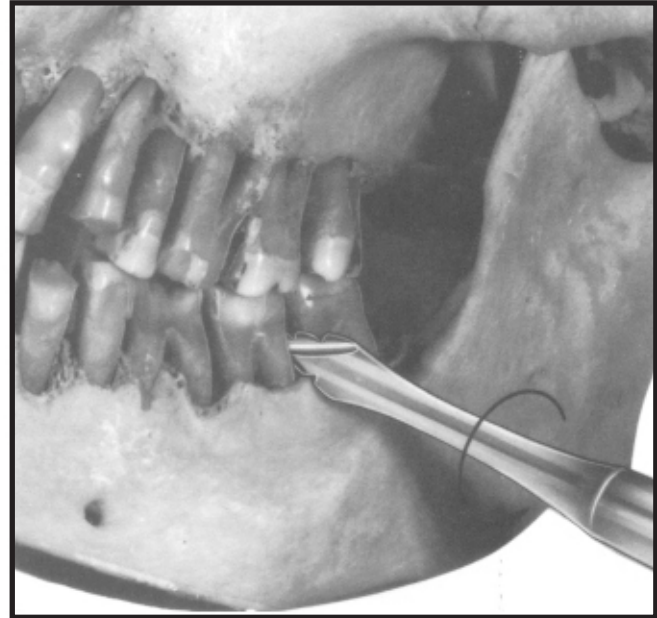
ROOT ELEVATORS, FILLING  
INSTRUMENTS & DENTAL PROBES

Page 32-60

[www.hebronsurgical.com](http://www.hebronsurgical.com)

lower jaw, left side

lower jaw, right side



1200



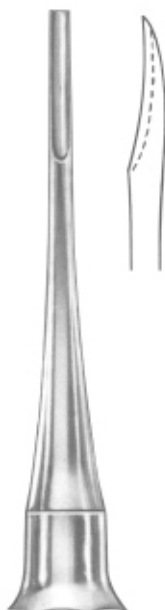
1201

Root elevator, spiral-shaped, for extremely facilitated extraction of the molars in the lower jaw. The slender, conical points allow deep penetration between tooth and gum. Owing to the hook-shaped working parts, slipping of the elevator is avoided.





Bein



**Bein  
1202**  
Fig 1




**Bein  
1203**  
Fig 2



**Bein  
1204**  
Fig 0



**Bein  
1205**  
Fig 3



**Bein  
1206**  
Fig 4



**Bein  
1207**  
Fig 5



**Bein  
1208**  
Fig 6



**Seldin**



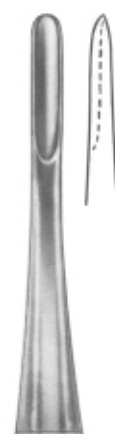
**Seldin 1209**  
Fig 1L



**Seldin 1210**  
Fig 1R



**Seldin 1211**  
Fig 2



**Seldin 1212**  
Fig 3



**Seldin 1213**  
Fig 4L



**Seldin 1214**  
Fig 4R



**Cryer  
1215  
Fig 3**



**Cryer  
1216  
Fig 4**



**Cryer  
1217  
Fig 12**



**Cryer  
1218  
Fig 27**



**Cryer  
1219  
Fig 28**



**Cryer  
1220  
Fig 27 S**



**Cryer  
1221  
Fig 28 S**



Apical



Apical  
1222  
Fig 1



Apical  
1223  
Fig 2



Apical  
1224  
Fig 3



Apical  
1225  
Fig 4




Cryer



**Cryer  
1226  
Fig 1**



**Cryer  
1227  
Fig 2**



Coupland



**Coupland  
1228  
Fig 1**



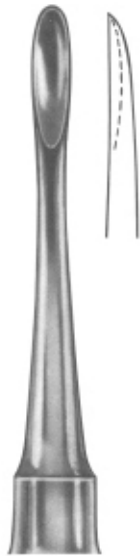
**Coupland  
1229  
Fig 2**




**Coupland  
1230  
Fig 3**



**1231**  
Fig 1



**1232**  
Fig 2



**1233**  
Fig 3



**Flohr**  
**1234**  
Fig 1



**Flohr**  
**1235**  
Fig 2



**Flohr**  
**1236**  
Fig 3

# 02 SECTION

## Root Elevators



**Kopp  
1237  
Fig 1**



**Kopp  
1238  
Fig 2**



**Kopp  
1243  
Fig 1**



**Kopp  
1244  
Fig 2**



**Kopp**



**Kopp  
1239  
Fig 3**



**Kopp  
1240  
Fig 4**



**Kopp**



**Kopp  
1245  
Fig 3**



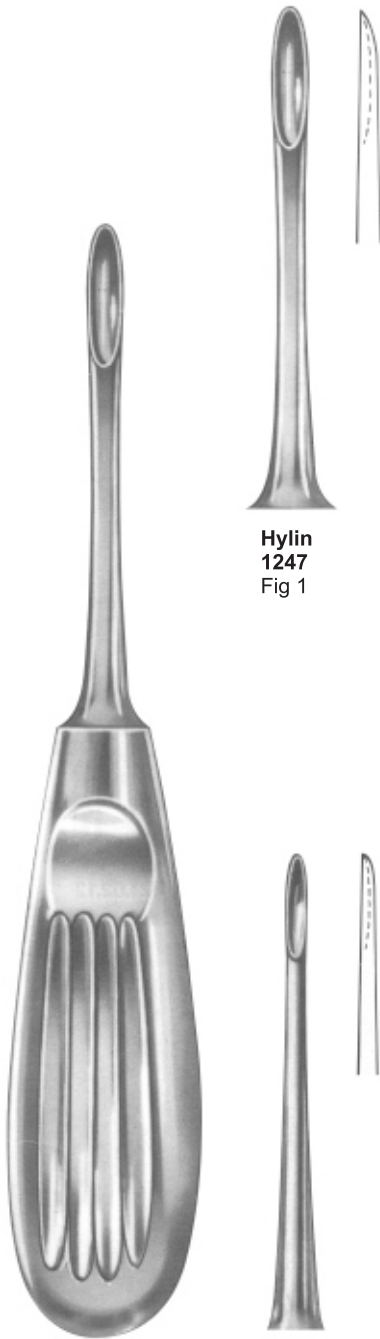
**Kopp  
1246  
Fig 4**



**Kopp  
1241  
Fig 5**



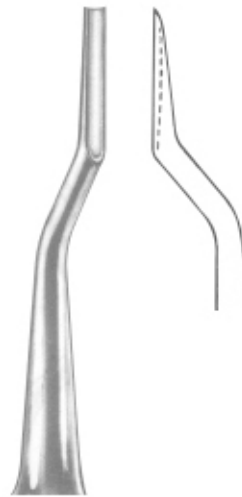
**Kopp  
1242  
Fig 6**



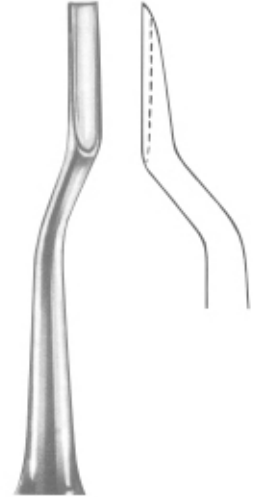
**Hylin**  
**1247**  
Fig 1



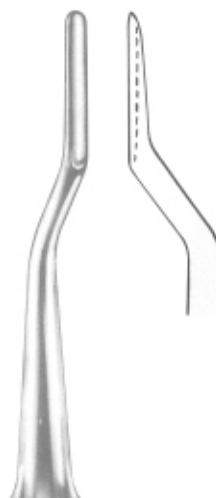
**Hylin**  
**1248**  
Fig 2



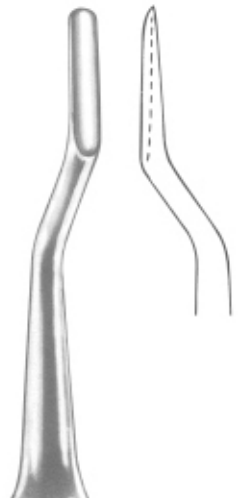
**Bein**  
**1249**  
Fig 1



**Bein**  
**1250**  
Fig 2



**Bein**  
**1251**  
Fig 3



**Bein**  
**1252**  
Fig 4

**Hylin**

**Bein**





**Warwick-James**  
**1253**  
Fig 1



**Warwick-James**  
**1254**  
Fig 2



**Warwick-James**  
**1255**  
Fig 3



**London Hospital**  
**1256**  
Fig 1



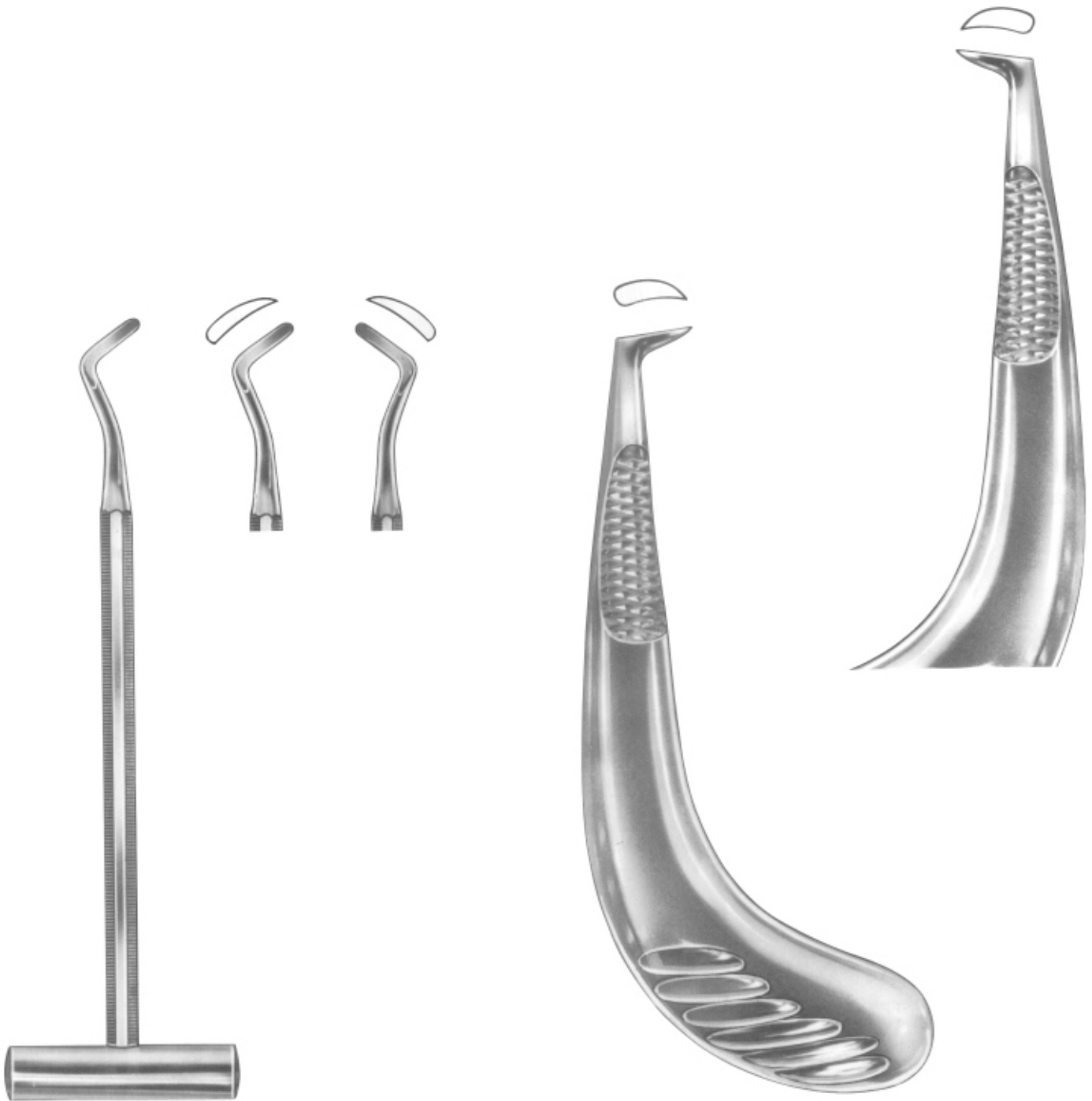
**London Hospital**  
**1257**  
Fig 2



**London Hospital**  
**1258**  
Fig 3



**Ott**  
**1259**



# 02 SECTION

## Root Elevators



**Mead  
1264  
MD 1**



**Mead  
1265  
MD-5 A**



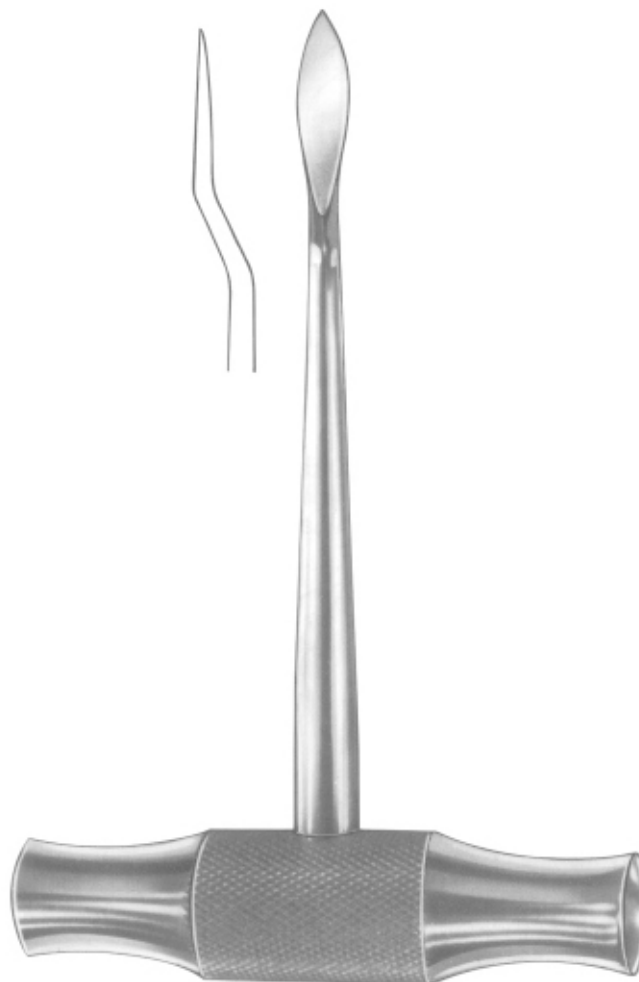
**Mead  
1266  
MD-6 A**



**Mead  
1267  
MD-7 A**



**Mead  
1268  
MD-8**



**Lecluse  
1269**



**Chompret  
1270  
Fig 1**



**Chompret  
1271  
Fig 2**



**Chompret  
1272  
Fig 3**



**Chompret  
1273  
Fig 4**



**Apical  
1274**



**1275**  
Fig 1



**1276**  
Fig 2



**1277**  
Fig 3



**Heidbrink**  
**1278**  
Fig 1



**Heidbrink**  
**1279**  
Fig 2



**Heidbrink**  
**1280**  
Fig 3



**Winter  
1281  
Fig 1L**



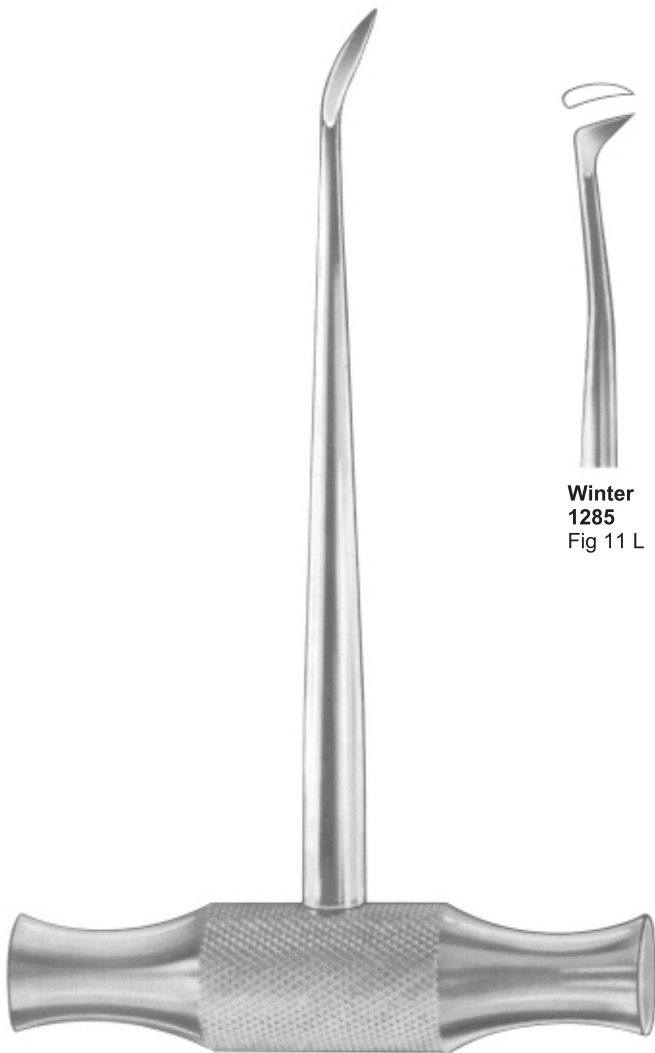
**Winter  
1282  
Fig 1R**



**Winter  
1283  
Fig 2L**



**Winter  
1284  
Fig 2R**



**Winter**



**Winter  
1285  
Fig 11 L**



**Winter  
1286  
Fig 11 R**



**Winter  
1287  
Fig 12 L**



**Winter  
1288  
Fig 12 R**



**Winter  
1289  
Fig 14 L**



**Winter  
1290  
Fig 14 R**



**Barry  
1291  
Fig 1**



**Barry  
1292  
Fig 2**



**Barry  
1293  
Fig 3**



**Barry  
1294  
Fig 4**



**Barry**



**Barry  
1295  
Fig 11**



**Barry  
1296  
Fig 12**



**Barry  
1297  
Fig 17**



**Barry  
1298  
Fig 18**



**Cryer**  
**1300**  
**Fig 26**



**Seldin**  
**1301**  
**Fig 27**



**Cryer**  
**1302**  
**Fig 28**



**Cryer**  
**1303**  
**Fig 29**



**Heidbrink**  
**1304**  
**Fig 22**



**Heidbrink**  
**1305**  
**Fig 23**



**1299**





**Kopp**  
**1307**  
Fig 31



**Kopp**  
**1308**  
Fig 32



**Kopp**  
**1309**  
Fig 33



**Kopp**  
**1310**  
Fig 34



**Kopp**  
**1311**  
Fig 35



**Kopp**  
**1312**  
Fig 44



**1306**



**Heidbrink**  
**1314**  
Fig 10



**Winter**  
**1315**  
Fig 11



**Winter**  
**1316**  
Fig 12



**Barry**  
**1317**  
Fig 17



**Barry**  
**1318**  
Fig 18



**1319**  
Fig 20



**1313**

Root Elevators according to Dr. Sader,  
with interchangeable working tips



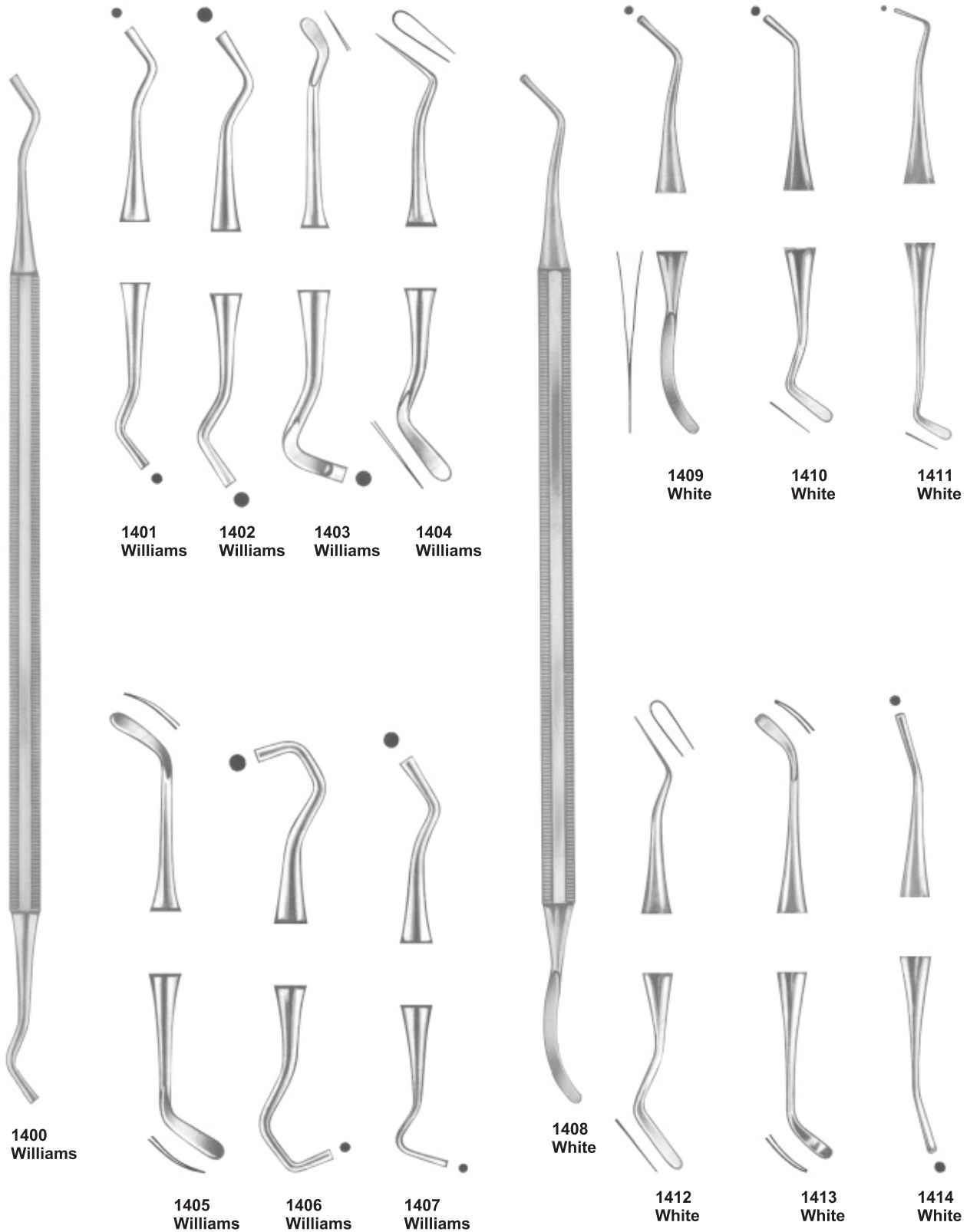
1321

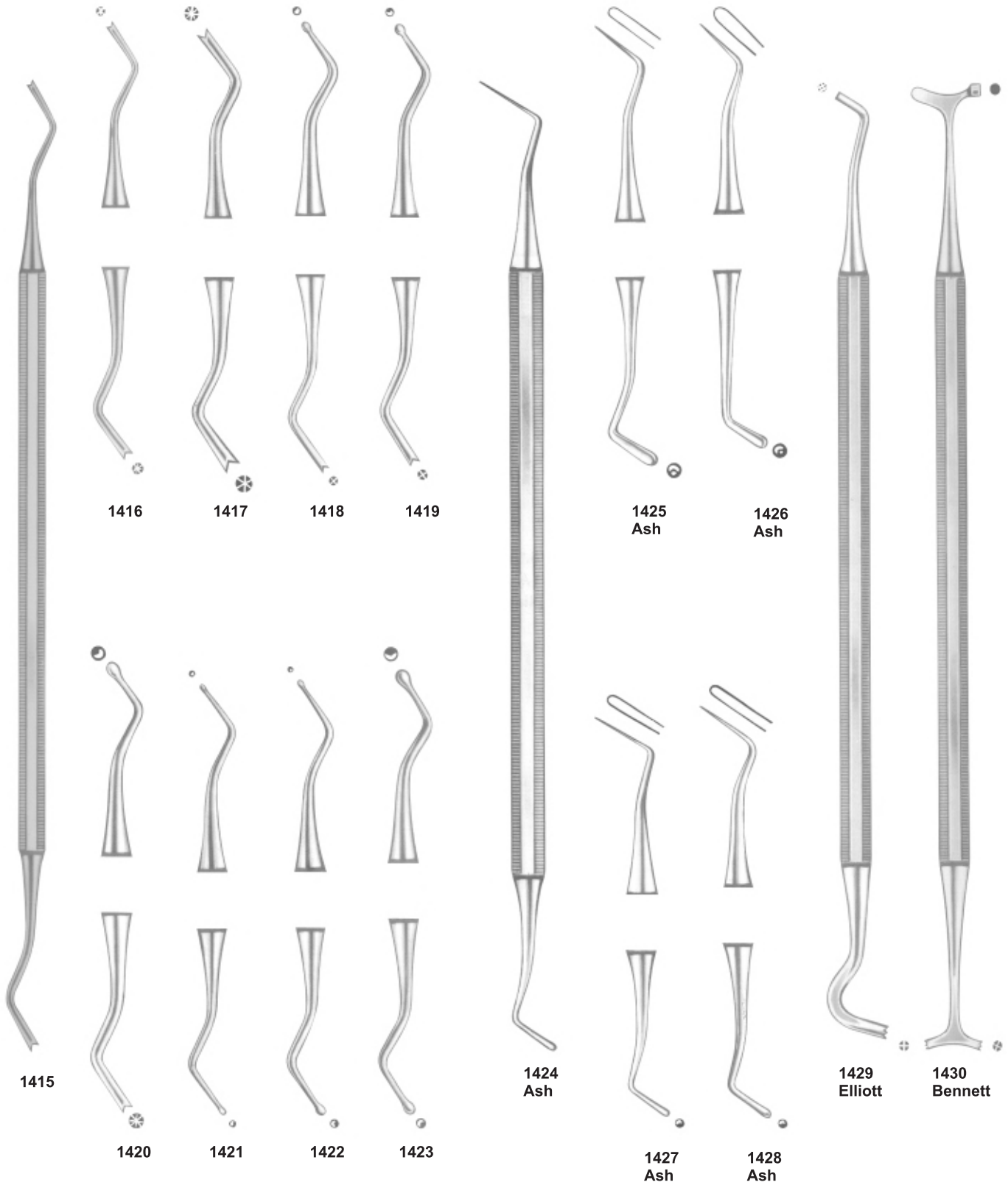


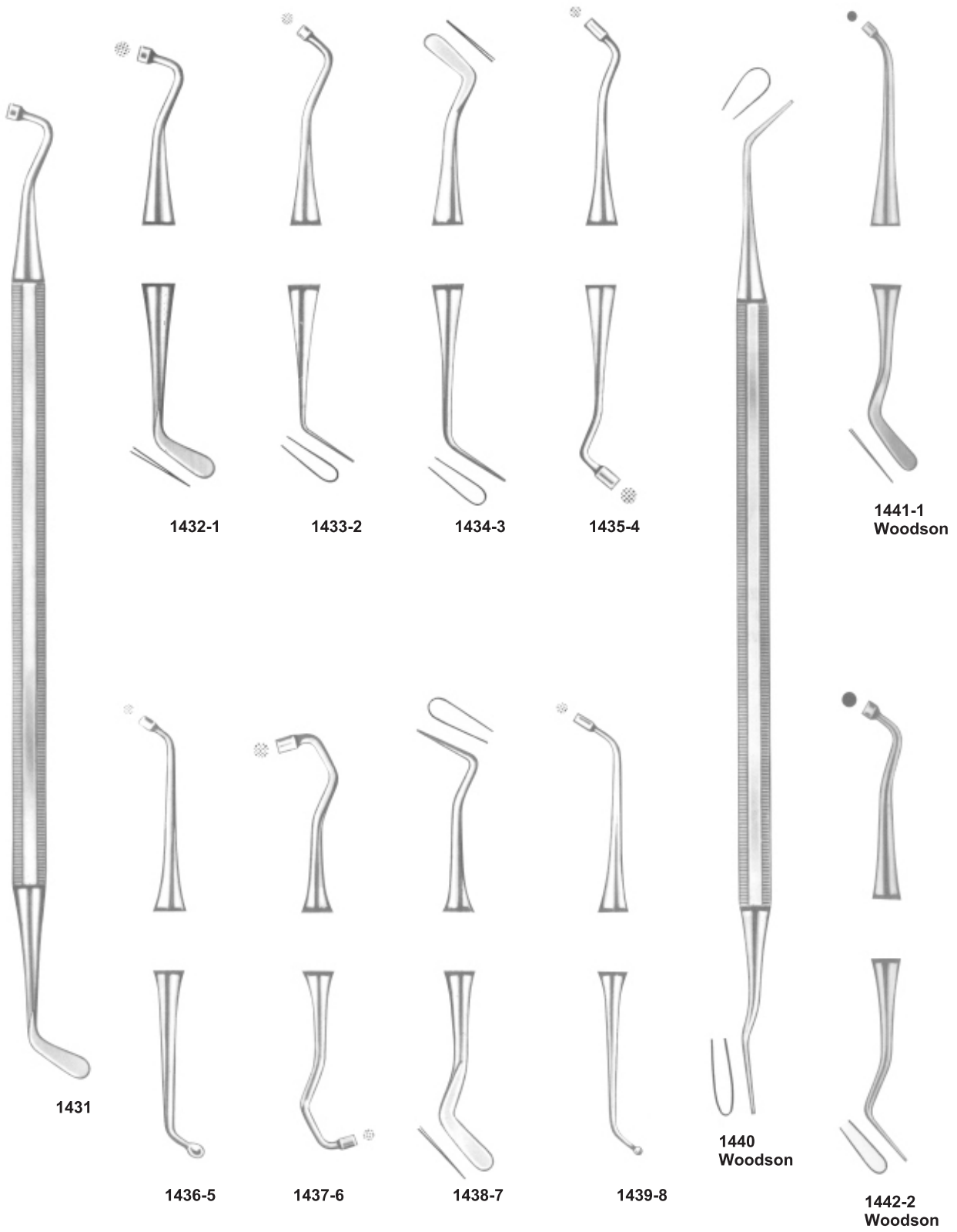
1320




1322









**1443**  
Heidemann  
Fig 1



**1444**  
Heidemann  
Fig 2




**1446**



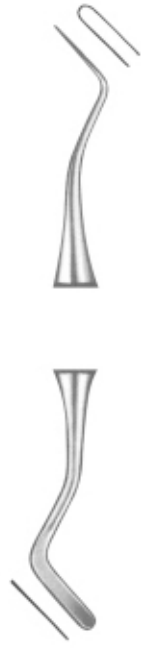
**1447**  
Fig 146



**1448**  
Fig 147



**1451**  
Fig 158



**1452**  
Fig 159



**1445**  
Heidemann  
Fig 3



**1449**  
Fig 148



**1450**  
Fig 149



**1453**  
Woodson  
Fig 160



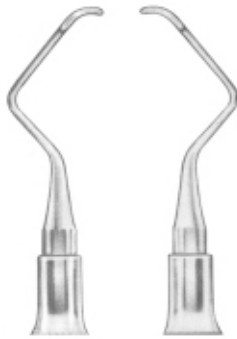
**1455**  
Gracey  
Fig 1



**1456**  
Gracey  
Fig 2



**1457**  
Gracey  
Fig 3



**1458**  
Gracey  
Fig 4



**1459**  
Gracey  
Fig 5



**1460**  
Gracey  
Fig 6



**1462-1**  
Fig 18



**1463-2**  
Fig 19



**1464-3**  
Fig 20



**1465-4**  
Fig 22



**1466-5**  
Fig 23



**1467-6**  
Fig 25



**1468-7**  
Fig 26



**1469-8**  
Fig 27





# 02 SECTION

## Dental Probes

With Point Set In



1470



1471-1



1472-2



1473-3



1474-4



1475-5



1476-6



1477-7



1478-8



1479-9



1480-10




1481-11



1482-2  
Woodson

Polishing Instruments





- New marking process.
- Laser system marking.
- No more paint peeling off.
- Permanent marking.
- Antiglare, low depth marking.
- Maximum tip resistance against breaking.



**1497**  
Fig CP-C



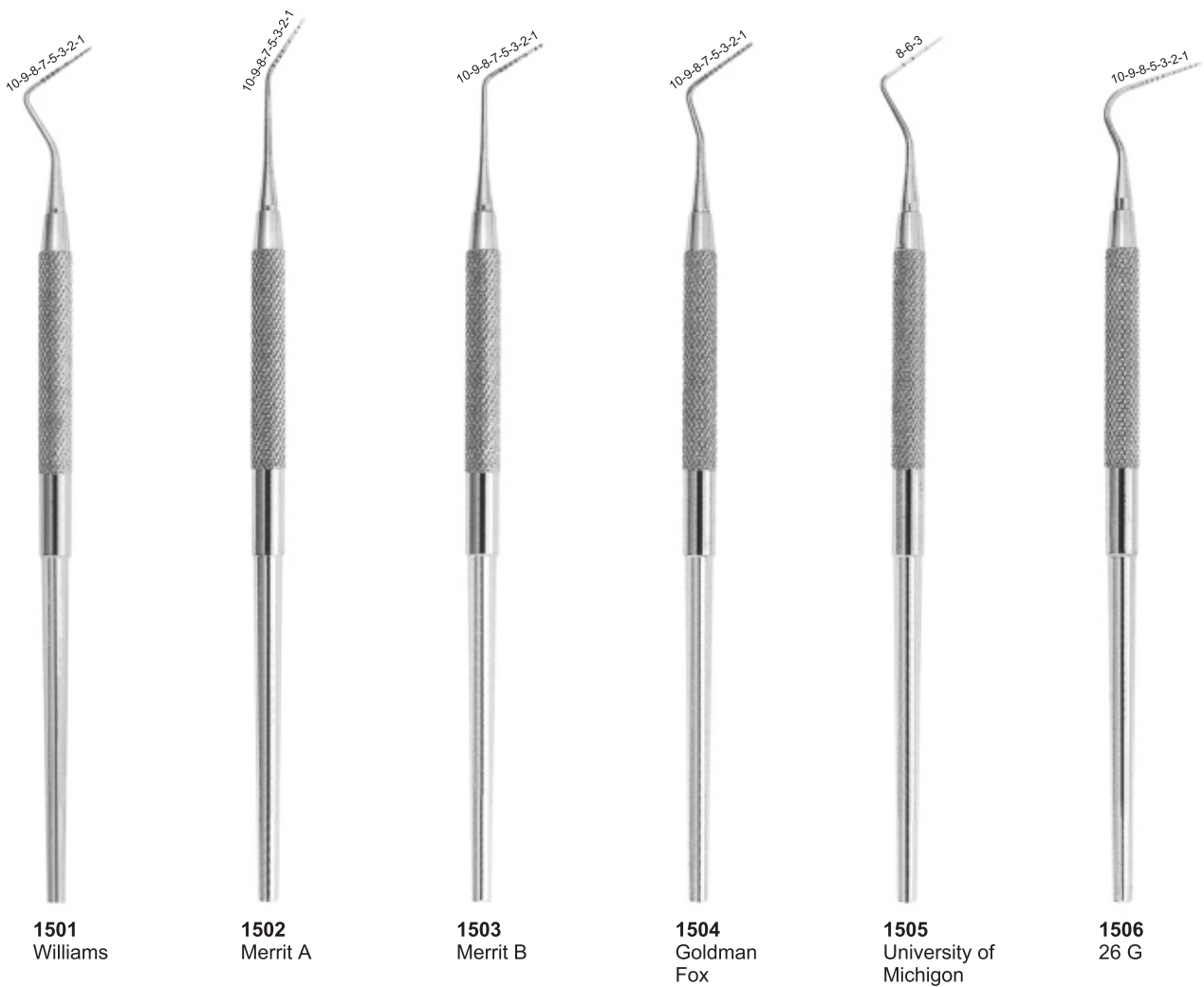
**1498**  
Fig CP-11



**1499**  
Fig CP-12



**1500**  
Fig CP-12S  
O.M.S





**SECTION 03**

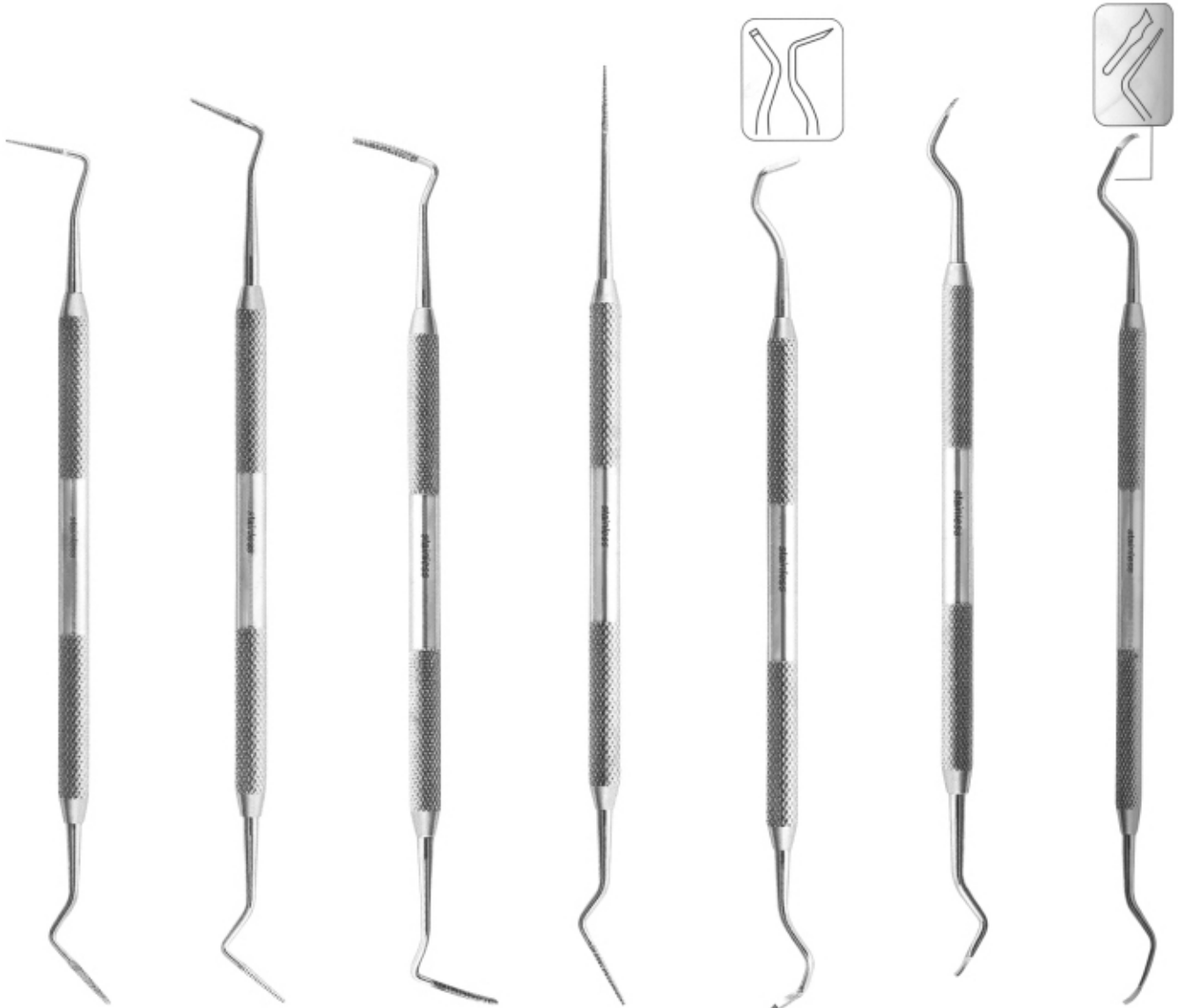
**PERIODONTIA INSTRUMENTS,  
MALLETS, CURETTES & SCALERS**

**Page 61-75**

**[www.hebronsurgical.com](http://www.hebronsurgical.com)**

**Files**

**Chisels**



**1507**  
Sugarman  
Fig. 1S/2S

**1508**  
Sugarman  
Fig. 3S/4S

**1509**  
Schluger  
Fig. 9/10


**1510**  
Buck  
Fig. 11/12

**1511**  
Ochsenbein  
Fig. 3

**1512**  
Ochsenbein  
Fig. 4

**1513**  
Rhodes  
Back - Action  
Fig. 36/37

Files



**1514**  
Sugarman  
Fig. 1S/2S

**1515**  
Sugarman  
Fig. 3S/4S

**1516**  
Schluger  
Fig. 9/10



**1517**  
Buck  
Fig. 11/12



Chisels



**1518**  
Ochsenbein  
Fig. 3



**1519**  
Ochsenbein  
Fig. 4



**1520**  
Rhodes  
Back - Action  
Fig. 36/37

Gingivectomy knives



1521  
Goldman-Fox  
Fig. 7



1522  
Goldman-Fox  
Fig. 8



1523  
Goldman-Fox  
Fig. 9



1524  
Goldman-Fox  
Fig. 11



1525  
Buck  
Fig. 3/4



1526  
Buck  
Fig. 5/6



**Curettes and Scalers**



**1527**  
Curette  
Fig. HU 1/2



**1528**  
Columbia  
Fig. 2R/2L



**1529**  
Columbia  
Fig. 4R/4L



**1530**  
Columbia  
Fig. 13/14



**1531**  
Fig. 411/412

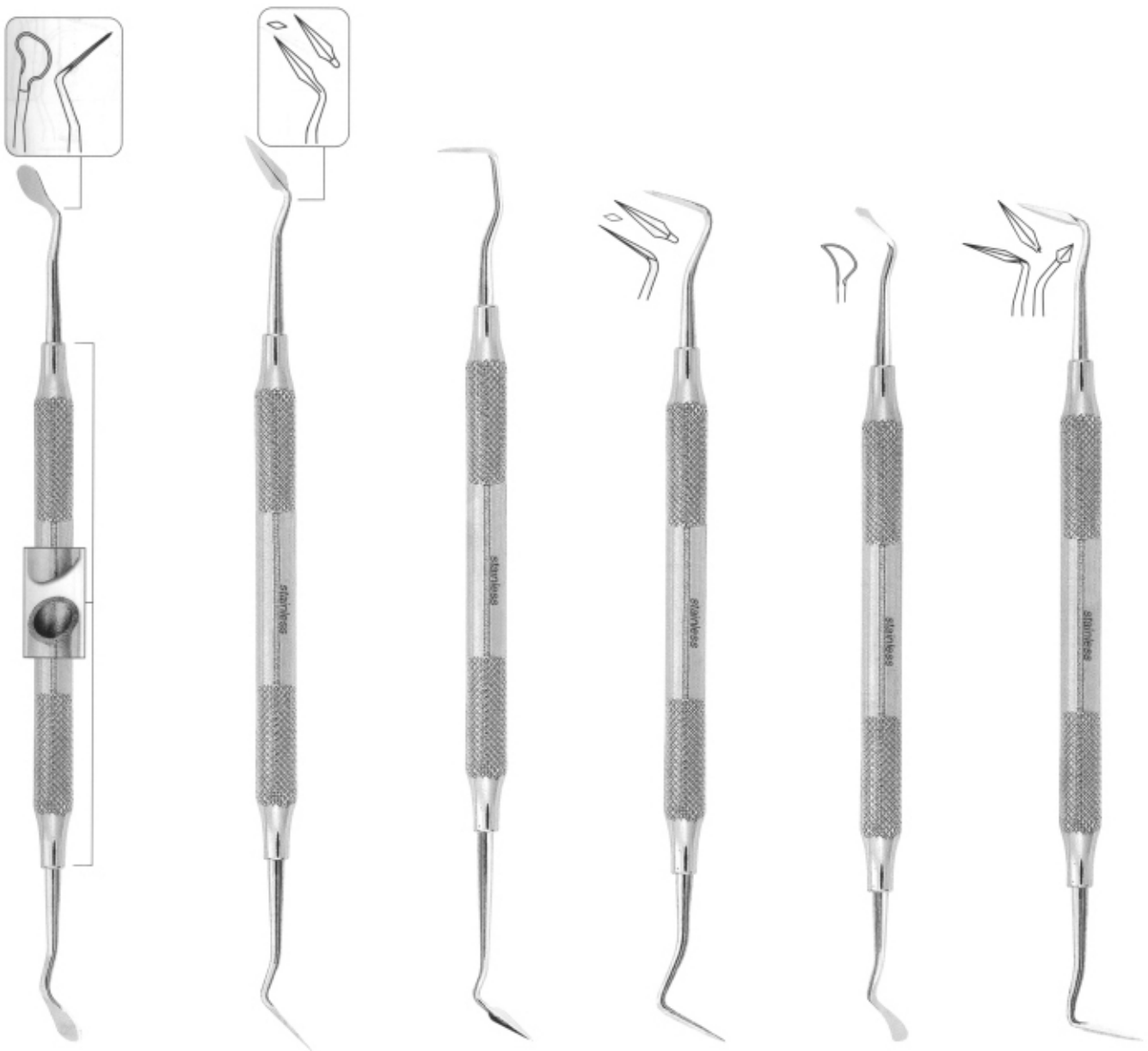


**1532**  
Fig. 413/414



**1533**  
Zerfing-chisel

Gingivectomy knives



**1534**  
Goldman - Fox  
Fig. 7

**1535**  
Goldman - Fox  
Fig. 8

**1536**  
Goldman - Fox  
Fig. 9

**1537**  
Goldman - Fox  
Fig. 11

**1538**  
Buck  
Fig. 3/4

**1539**  
Buck  
Fig. 5/6

**Curettes and Scalers**



**1540**  
Curette  
Fig. HU 1/2



**1541**  
Columbia  
Fig. 2R/2L



**1542**  
Columbia  
Fig. 4R/4L



**1543**  
Columbia  
Fig. 13/14



**1544**  
Fig. 413/412




**1545**  
Fig. 411/414



**1546**  
Zerfing-chisel

**Bone Chisels and Gouges**



**1547**  
Ochsenbein  
Fig. 1

**1548**  
Ochsenbein  
Fig. 2

**1549**  
Gardner  
Fig. 1

**1550**  
Gardner  
Fig. 2

**1551**  
Gardner  
Fig. 5

**1552**  
Gardner  
Fig. 5R

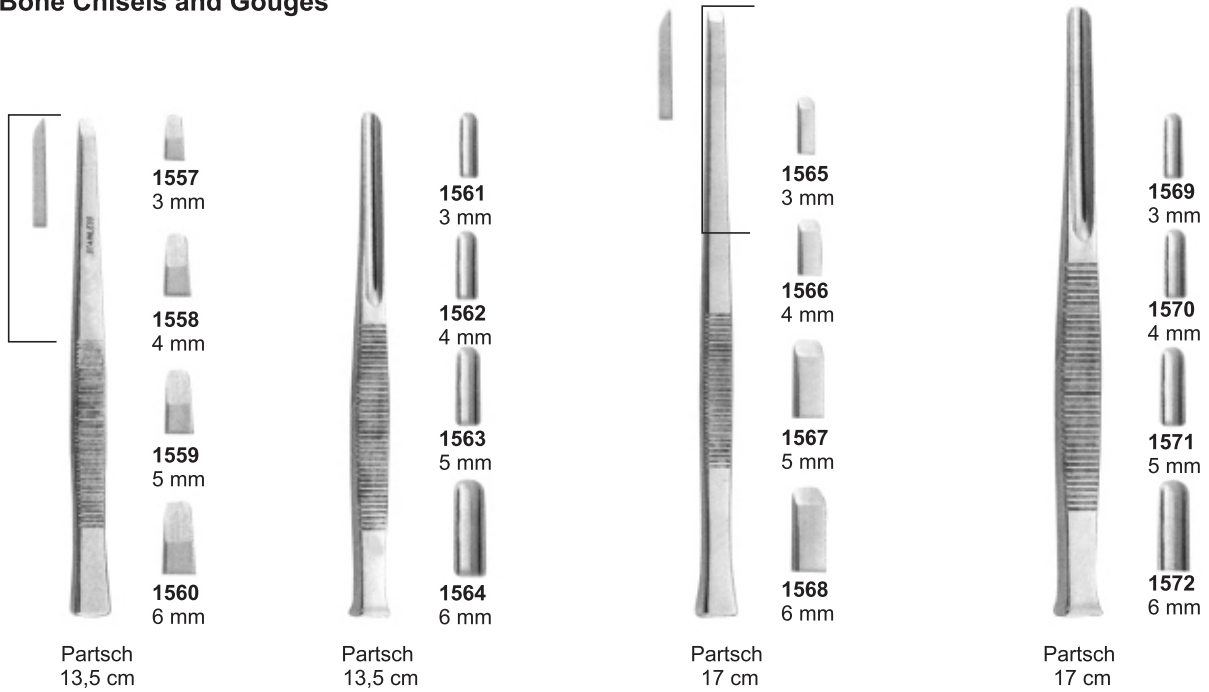
**1553**  
Gardner  
Fig. 6

**1554**  
Wakefield  
Fig. 1W


**1555**  
Wakefield  
Fig. 2W

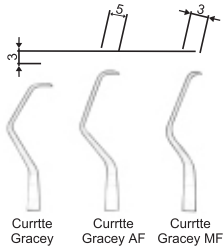
**1556**  
Buckley  
Fig. 3

**Bone Chisels and Gouges**



Martelli chirurgici  
Mallet





**1576**  
Gracey  
Fig. 1/2



**1577**  
Gracey  
Fig. 3/4



**1578**  
Gracey  
Fig. 5/6



**1579**  
Gracey  
Fig. 7/8



**1580**  
Gracey  
Fig. 9/10



**1581**  
Gracey  
Fig. 11/12



**1582**  
Gracey  
Fig. 13/14



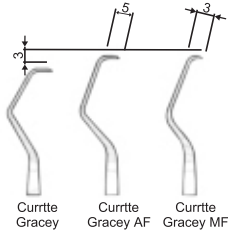
**1583**  
Gracey  
Mesial Distal  
Fig. 11/14



**1584**  
Gracey  
Mesial Distal  
Fig. 12/13

# 03 SECTION

## Gracey Curettes AF Type



**1585**  
Gracey  
AF/type  
Fig. 1/2



**1586**  
Gracey  
AF/type  
Fig. 3/4



**1587**  
Gracey  
AF/type  
Fig. 5/6



**1588**  
Gracey  
AF/type  
Fig. 7/8



**1589**  
Gracey  
AF/type  
Fig. 11/12



**1590**  
Gracey  
AF/type  
Fig. 13/14



**1591**  
Gracey  
AF/type  
Fig. 15/16



**BH-1593**  
Gracey  
AF/type  
Fig. 1/2



**BH-1594**  
Gracey  
AF/type  
Fig. 3/4



**BH-1595**  
Gracey  
AF/type  
Fig. 5/6



**BH-1596**  
Gracey  
AF/type  
Fig. 7/8



**BH-1597**  
Gracey  
AF/type  
Fig. 11/12



**BH-1598**  
Gracey  
AF/type  
Fig. 13/14



**BH-1599**  
Gracey  
AF/type  
Fig. 15/16



**BH-1592**  
Gracey  
AF/type



**BH-1600**  
Gracey  
MF/type  
Fig. 1/2



**BH-1601**  
Gracey  
MF/type  
Fig. 3/4



**BH-1602**  
Gracey  
MF/type  
Fig. 5/6



**BH-1603**  
Gracey  
MF/type  
Fig. 7/8



**BH-1604**  
Gracey  
MF/type  
Fig. 11/12



**BH-1605**  
Gracey  
MF/type  
Fig. 13/14

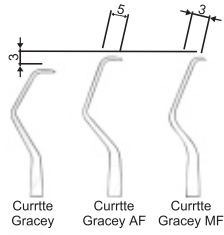


**BH-1606**  
Gracey  
MF/type  
Fig. 15/16



# 03 SECTION

## Gracey Curettes AF Type



**1607**  
Gracey  
MF/type  
Fig. 1/2



**1608**  
Gracey  
MF/type  
Fig. 3/4



**1609**  
Gracey  
MF/type  
Fig. 5/6



**1610**  
Gracey  
MF/type  
Fig. 7/8



**1611**  
Gracey  
MF/type  
Fig. 11/12



**1612**  
Gracey  
MF/type  
Fig. 13/14



**1613**  
Gracey  
MF/type  
Fig. 15/16



**1614**  
Goldman - Fax  
Fig. 1



**1615**  
Goldman - Fax  
Fig. 2




**1617**  
Goldman - Fax  
Fig. 3



**1618**  
Goldman - Fax  
Fig. 4



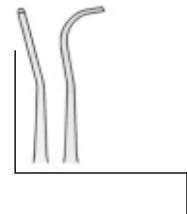
**1619**  
Goldman - Fax  
Fig. 21



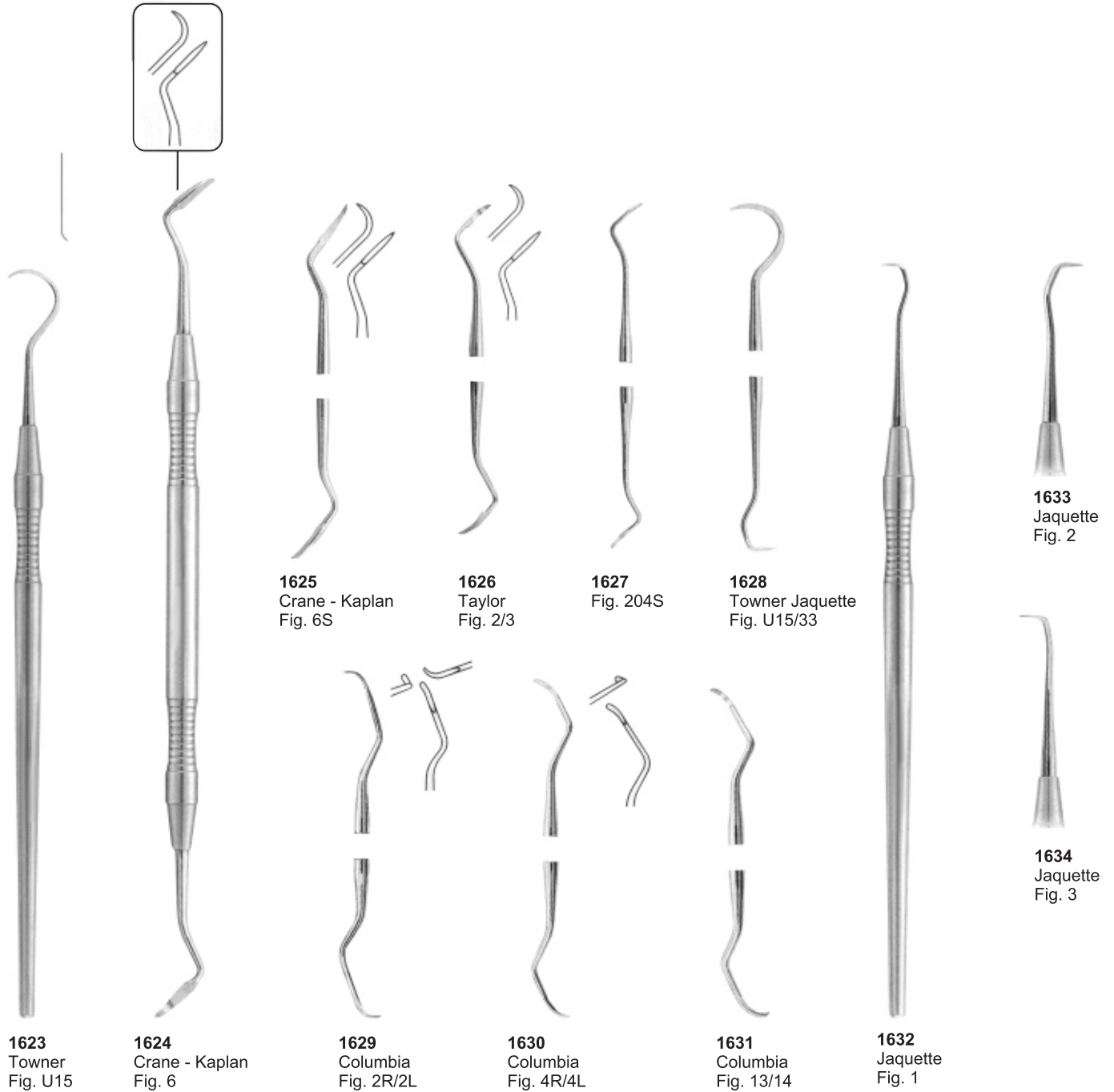
**1620**  
Goldman - Fax  
Fig. 5



**1621**  
Mc Call  
Fig. 13S/14S



**1622**  
Younger-Good  
Fig. 7/8





**1635**  
Hemingway  
Fig. 1



**1636**  
Hemingway  
Fig. 2



**1637**  
Hemingway  
Fig. 3



**1638**  
Lucas  
Fig. 85



**1639**  
Lucas  
Fig. 86



**1640**  
Lucas  
Fig. 87

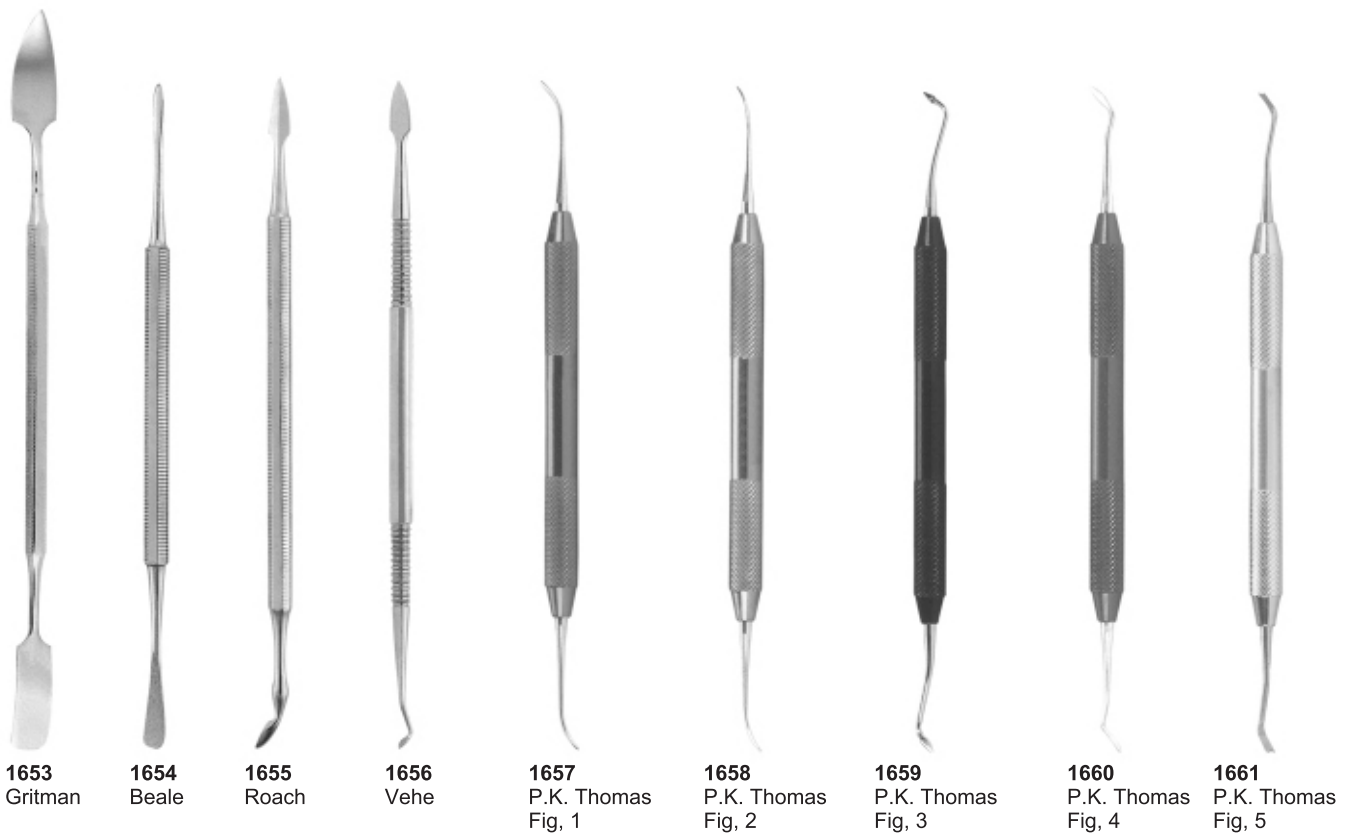
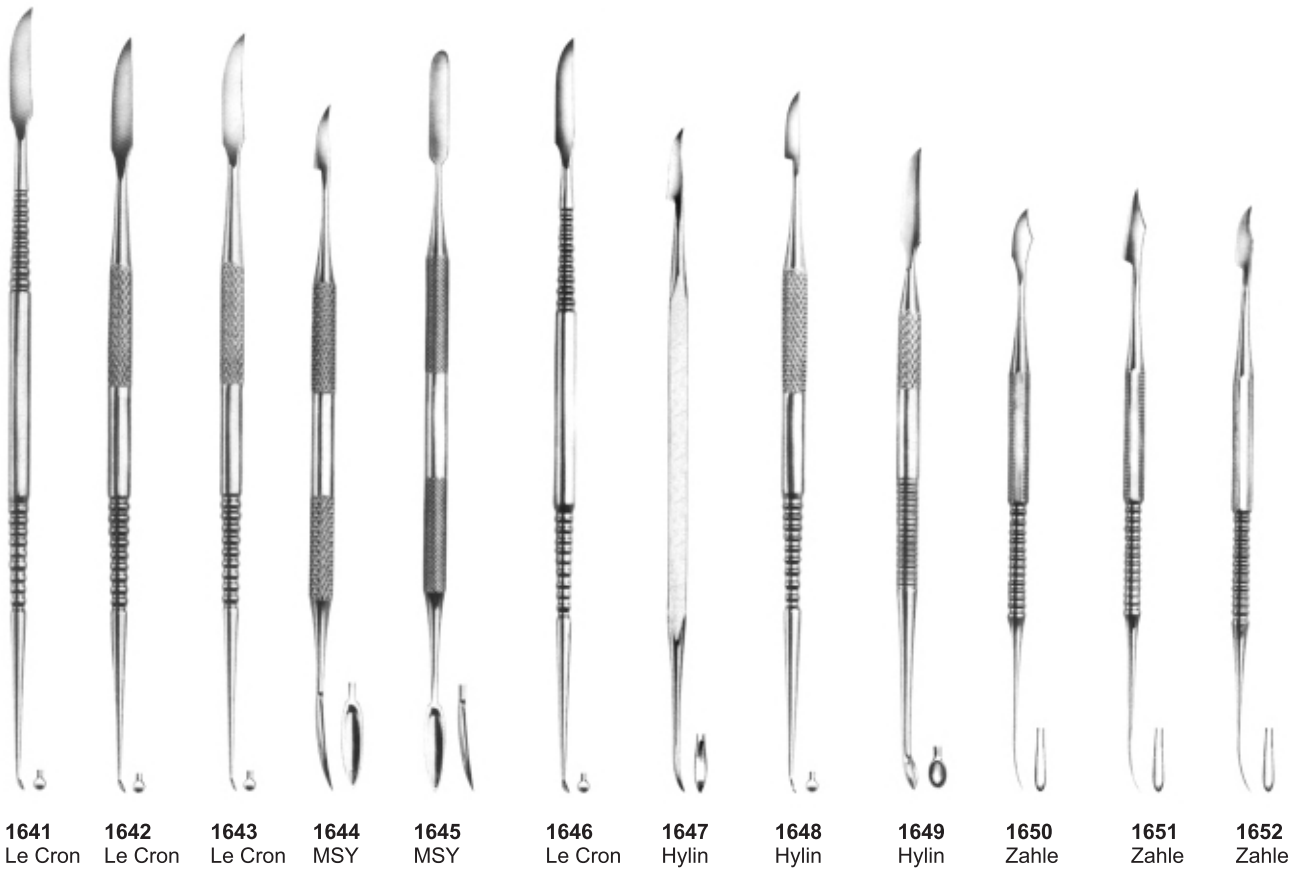


## SECTION 04

MODELLING INSTRUMENTS, WAX KNIVES/PLASTER  
DIAGNOSTIC, EXPLORER, ENDODONTIC  
INSTRUMENTS & EXCAVATORS

Page 76-88

[www.hebronsurgical.com](http://www.hebronsurgical.com)



# 04 SECTION

## Measuring Instruments



**1662**  
Boley



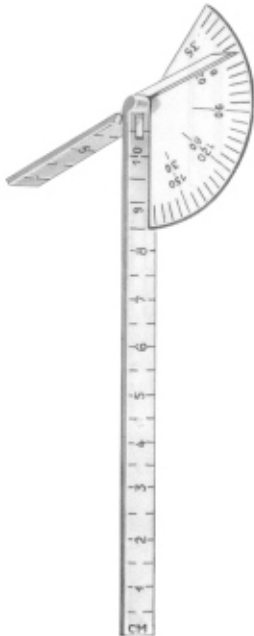
**1663**  
Zuricher  
130 mm



**1664**  
Vernier  
12 cm



**1665**  
Vernier



**1666**  
Caroll



**1667**  
Castroviejo's  
Scleral Marker



**1668**  
Iwanson



**1669**  
Albee



**1700**  
18 cm  
7 1/8"



**1701**  
18 cm  
7 1/8"



**1702**  
17 cm  
6 3/4"  
Gritman



**1703**  
17 cm  
6 3/4"  
Medicon



**1704**  
22 cm  
8 3/4"



**1705**  
Antkoviak



**1706**  
Ermert



**1707**  
Ermert





**1708**  
Fahnenstock  
Fig. 1  
12,5cm



**1709**  
Fahnenstock  
Fig. 2  
17cm



**1710**  
Lessmann  
Fig. 1  
12,5cm




**1711**  
Lessmann  
Fig. 2  
17cm



**1712**  
Con scodellino  
Fig. 1  
12,5cm



**1713**  
Con scodellino  
Fig. 2  
17cm



**1714**  
Fig. 1  
17 cm



**1715**  
Gritman  
Fig. 2  
17 cm

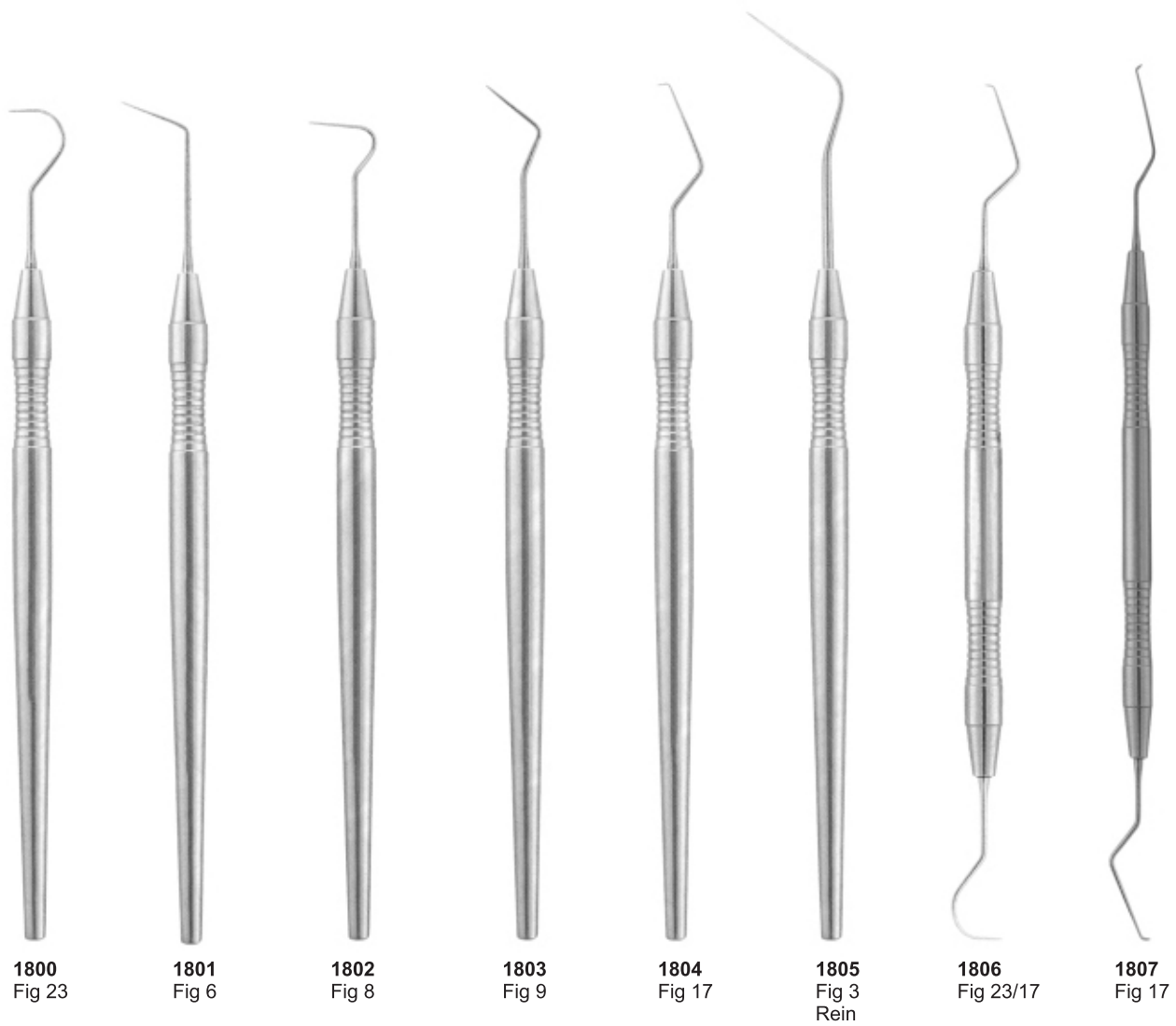


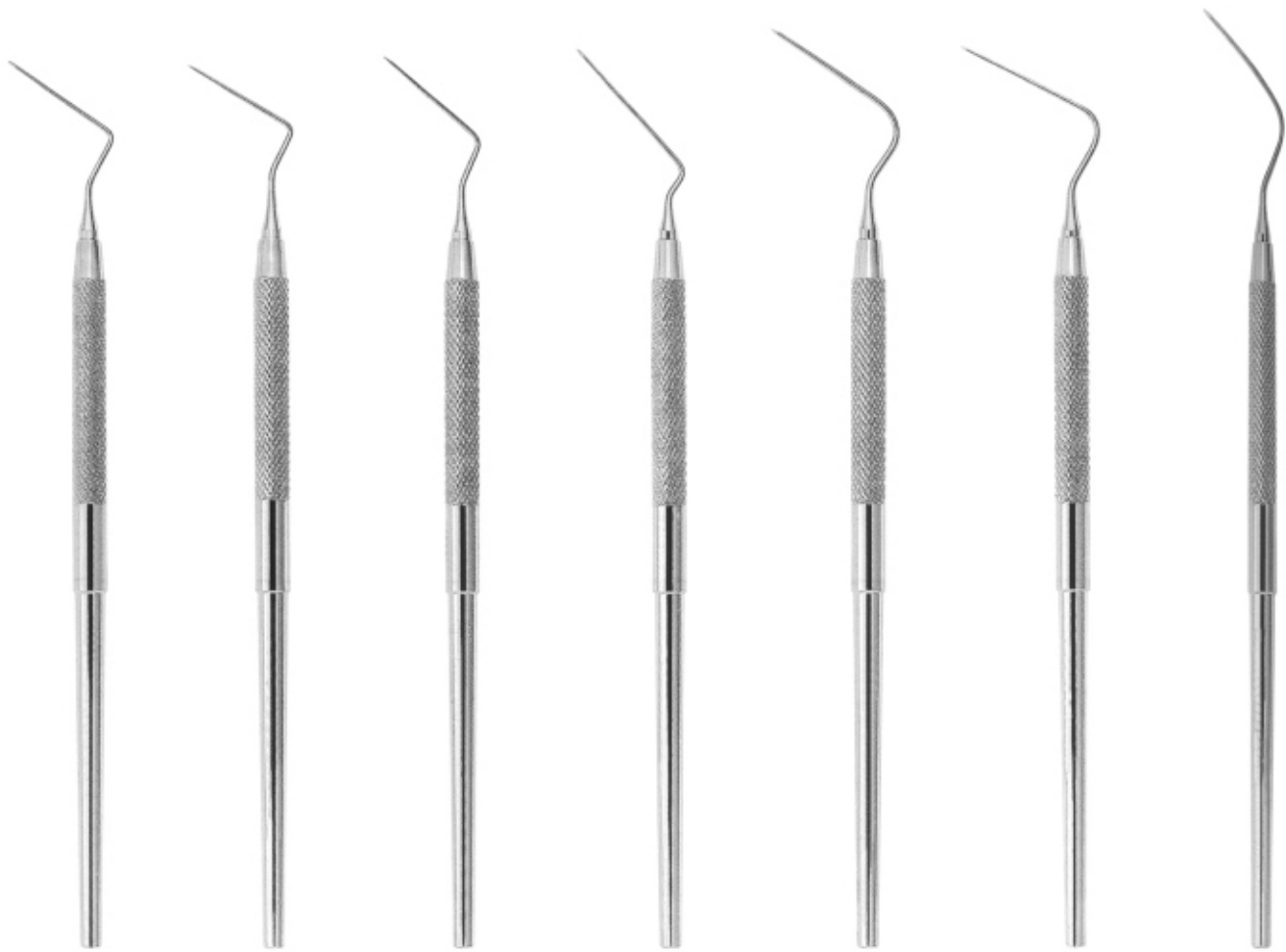
**1716**  
Fig. 3  
16 cm



**1717**  
Fig. 4  
16 cm

Explorers





**1808**  
Fig.1  
Spreader

**1809**  
Fig.2  
Spreader

**1810**  
Fig.3  
Spreader

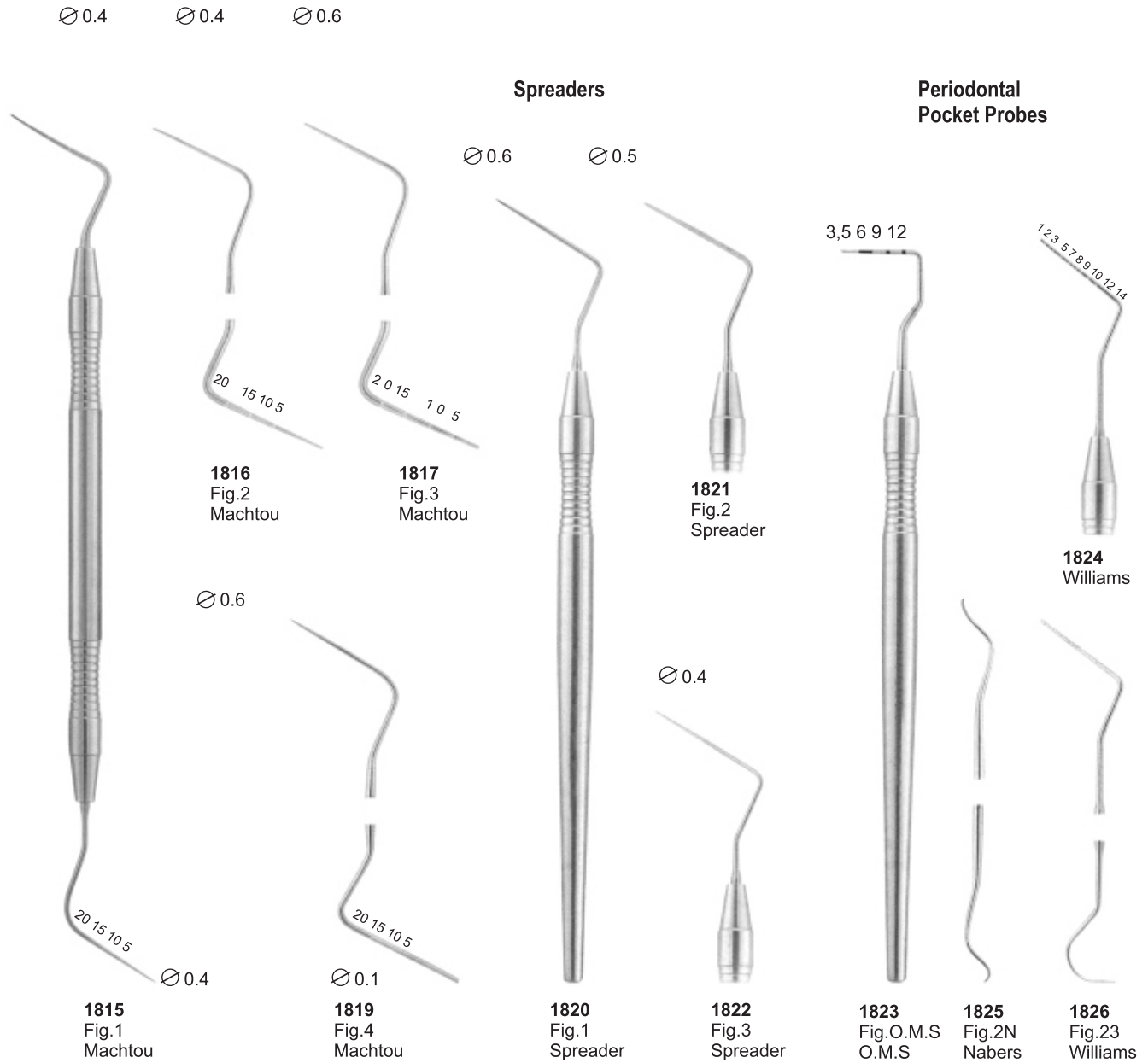
**1811**  
Fig.4  
Spreader

**1812**  
Fig.5  
Spreader

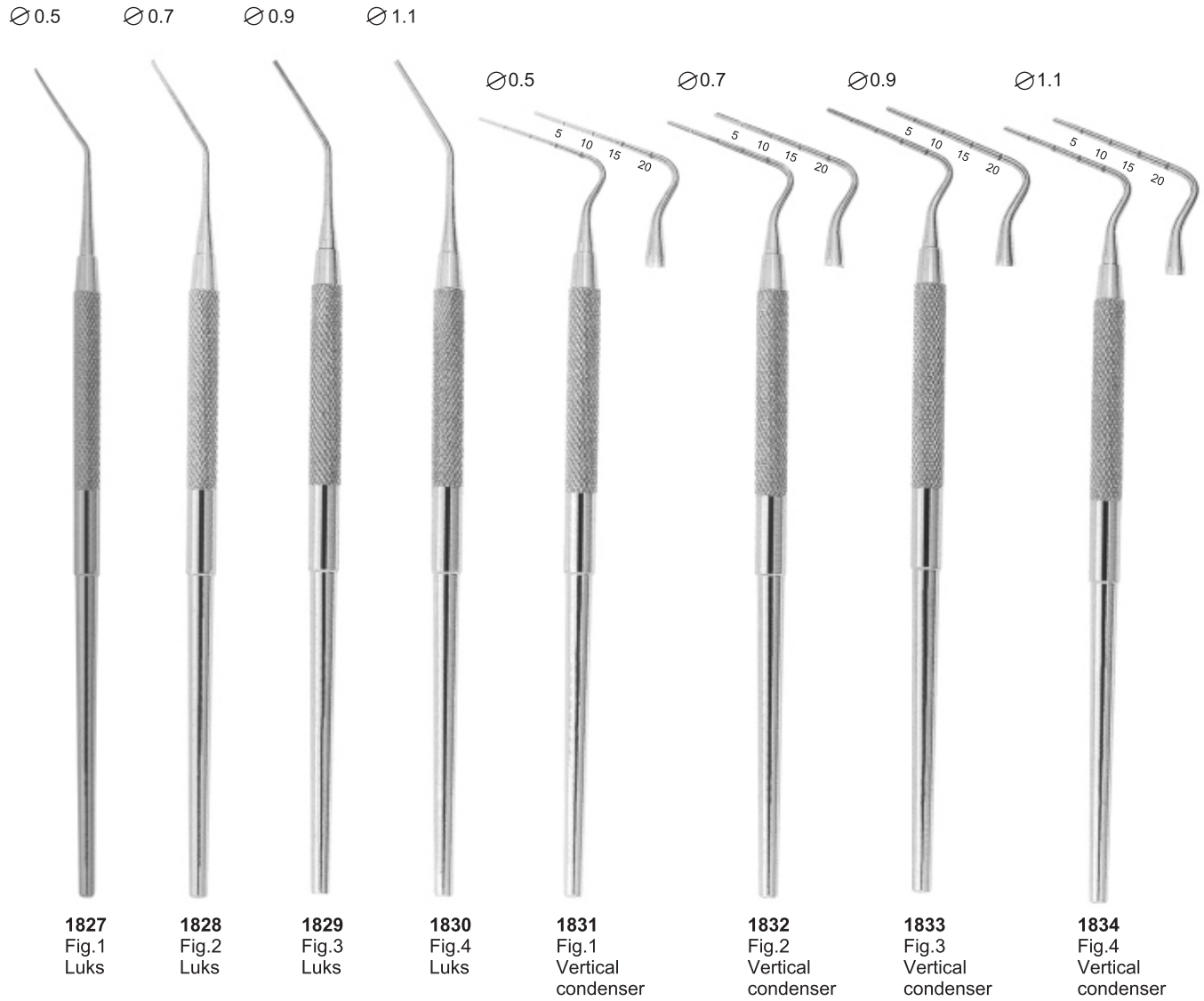
**1813**  
Fig.6  
Spreader

**1814**  
Fig.7  
Spreader


Double-Ended Root Canal  
Explorers Plugger/Spreaders



Root-canal pluggers



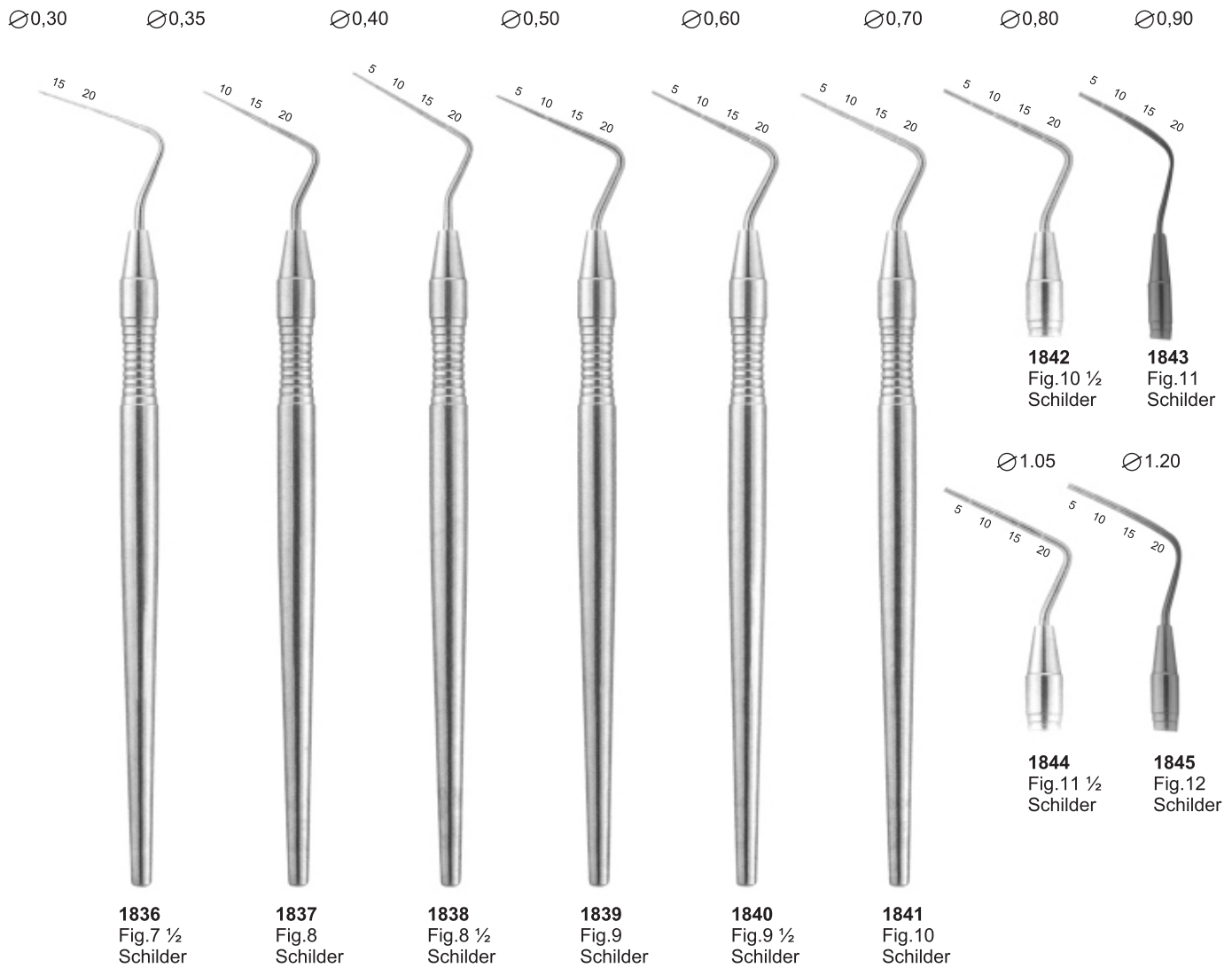
Endodontic set




**1835**  
Measuring Plate

Root-canal pluggers

Optimum Flexibility  
Very Fine Points



Root-canal explorers



1846  
Fig.6/1

1847  
Fig.6/17

1848  
Fig.6/23

Root-canal excavators



1849  
Fig.31L

1850  
Fig.32L

1851  
Fig.33L



1 mm



**1852**  
Fig 5

1.2 mm



**1853**  
Fig 14

1 mm



**1854**  
Fig 17

1.2 mm



**1855**  
Fig 18

1.6 mm



**1856**  
Fig 19

2 mm



**1857**  
Fig 20

1 mm



**1858**  
ASH  
Fig.243

1,4 mm



**1859**  
ASH  
Fig.G2

0,8 mm



**1860**  
Fig.1

0,8 mm



**1861**  
Fig.2

1 mm



**1862**  
Fig.11

1 mm



**1863**  
Fig.12

1,2 mm



**1864**  
Fig.21

1,2 mm



**1865**  
Fig.22

1,6 mm



**1866**  
Fig.31

1,6 mm



**1867**  
Fig.32

2 mm



**1868**  
Fig.41

2 mm



**1869**  
Fig.42



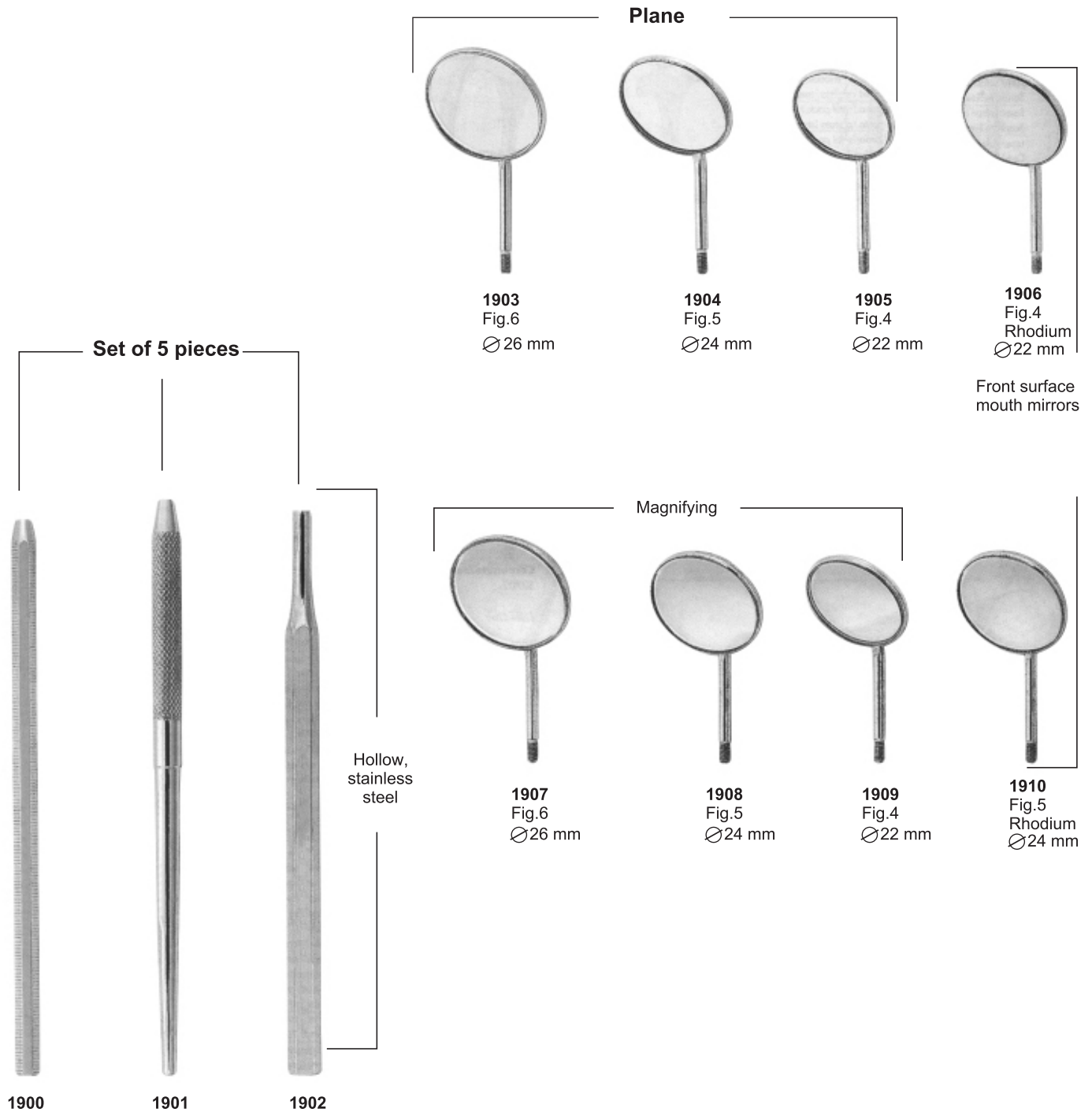
## SECTION **05**

HANDLES FOR MOUTH MIRRORS, SPATULAS,  
NEEDLE HOLDERS, SYRINGES, DENTAL TWEEZERS,  
RUBBER DAM & CLAMPS

Page 89-112

[www.hebronsurgical.com](http://www.hebronsurgical.com)

Handles for Mouth Mirrors and Mouth Mirrors





1911



1912



1913




1914



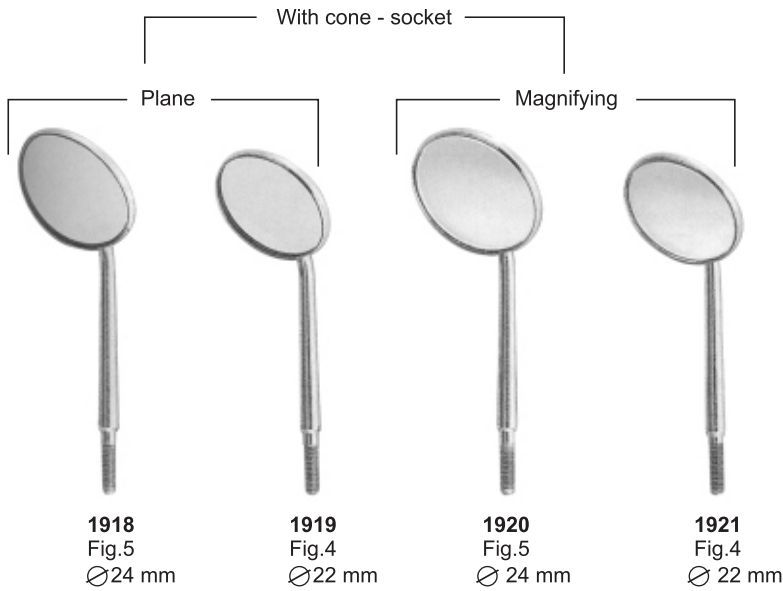
1915



1916  
Parallelometer  
mouth mirror



1917  
Parallelometer  
mouth mirror  
+ handle  
code 2101



1918  
Fig.5  
Ø24 mm

1919  
Fig.4  
Ø22 mm

1920  
Fig.5  
Ø 24 mm

1921  
Fig.4  
Ø 22 mm




1922  
Cone - socket



1923  
Cone - socket



1924  
Cone - socket



2000




2001



2002



2003



2004



2005





2006



2007

**05** SECTION

Cement Spatulas











**2200**  
Mayo-Hegar  
16 cm



**2201**  
Mayo-Hegar TC  
16 cm



**2202**  
Mayo-Hegar  
18 cm



**2203**  
Mayo-Hegar TC  
18 cm



**2204**  
Mini-Ryder  
18 cm



**2205**  
Mini-Ryder  
15 cm



**2206**  
Derf  
12 cm



**2207**  
Hegar-Baumgarther  
14 cm



**2208**  
Crile-Wood  
15 cm



**2209**  
Crile-Wood TC  
15 cm



**2210**  
Adson  
17.5 cm



**2211**  
Olsen-Hegar  
14 cm



**2212**  
Baumgarther  
14.5 cm



**2213**  
Gillies  
16 cm



**2214**  
Gillies  
16 cm



**2215**  
Hegar-Baumgarther  
14 cm



**2216**  
Toennis  
18 cm



**2217**  
Toennis  
18 cm



**2218**  
Lichtenberg  
17 cm



**2219**  
Lichtenberg  
17 cm



**2220**  
Eiselberg-Mathieu  
19.5 cm



**2221**  
Boynton  
12 cm



**2222**  
Arruga  
16 cm



**2223**  
Boynton  
12 cm



**2224**  
Arruga  
16 cm

**05** SECTION

Needle Holders



**2225**  
Castroviejo  
14 cm



**2226**  
Castroviejo  
14 cm



**2227**  
Castroviejo  
14/60 cm



**2228**  
Castroviejo  
18 cm



**2229**  
Castroviejo  
18 cm



**2230**  
Castroviejo  
14 cm



**2231**  
Castroviejo  
14 cm



**2232**  
Castroviejo  
14/60 cm



**2233**  
Castroviejo  
18 cm



**2234**  
Castroviejo  
18 cm



**2235**  
Mathieu  
14 cm



**2236**  
Mathieu  
14 cm



**2237**  
Mathieu  
14 cm



**2238**  
Mathieu  
14 cm



**2239**  
Mathieu  
17 cm



**2240**  
Mathieu  
17 cm



**2241**  
Mathieu  
14 cm



**2242**  
Micro-Barraquer  
18 cm



The tips have tungsten carbide inserts for better handling.



**2243**  
Mathieu  
17 cm



**2244**  
Mathieu  
17 cm



**2245**  
Micro-Barraquer  
14 cm



**2246**  
Castroviejo  
13 cm




**2247**  
Castroviejo-Barraquer  
13 cm



**2248**  
Castrpviejo  
13 cm



**2249**  
Castrpviejo  
13 cm



**2251**  
18.03mm,cm



**2252**  
18.04mm,cm



**2253**  
18.05mm,cm




**2250**  
Fig.6FR  
Fraizer  
15.02mm,cm



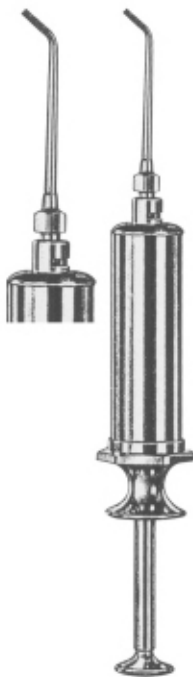
**2254**  
Fig.12FR  
Fraizer  
15.04mm,cm



**2255**  
Fig.10FR  
Fraizer  
15.03,3mm,cm



**2256**  
Fig.8FR  
Fraizer  
15.02,7mm,cm



**2300**  
Water Syringe complete with  
1 cannula (Lure-Lock)



**2301**  
Water Syringe complete with  
1 cannula (Lure-Lock)



**2302**  
Metal water syringe, self-filling,  
with 1 cannula (Lure-Lock)



**2303**  
Sparrel Barrel with  
plunger suitable for  
syringes



**2304**  
Cannula, only, with  
Luer-Lock connector,  
suitable for syringes




**05** SECTION


Syringes, Rulers, Band Adaptor, Position Gauge



**2305**  
Aspirating Syringe



**2306**  
Position Gauge



**2307**  
Breech Loading Syringe




**2308**  
Aspirating & Breech Syringe



**2309**  
Band Adaptor



**2310**  
Endo Finger Ruler  
With Adjustable Slide



**2311**  
Aspirating Syringe



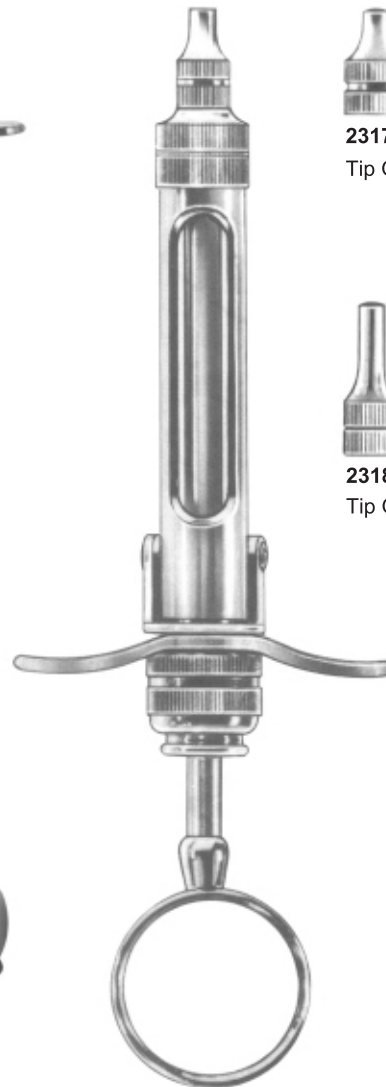
2312



2313



2314



2315 1,8 ml  
2316 2,2 ml

Cartridge Syringe complete  
With 2 tips and without needles



2317  
Tip Only, short



2318  
Tip Only, long



2319



2320



2321



**2322**  
Cork screw tip



**2323**  
Cork screw tip



**2324**  
Folding type, cork screw tip



**2325**  
Folding type, cork screw tip



**2326**



**2327**  
Cork screw tip



**2328**  
Spare cap with metric thread



**2329**  
With Whitworth thread




**2330**


Autoclavable Plastic Protection sleeve



**2331**  
Brass syringe with stainless steel moving parts

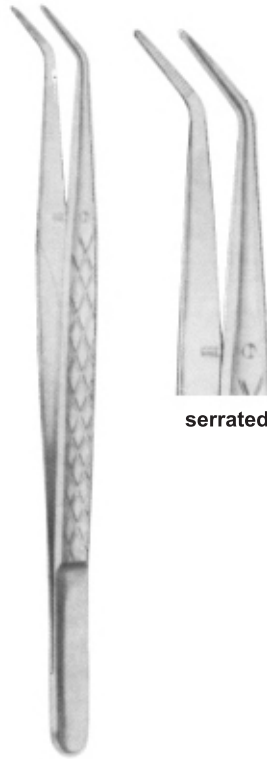


**2332**  
Brass syringe with stainless steel moving parts



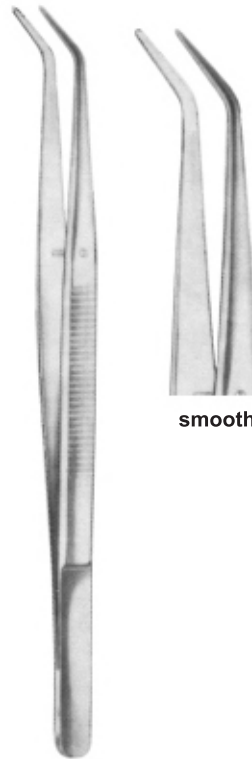
smooth

**2400**  
College  
15 cm



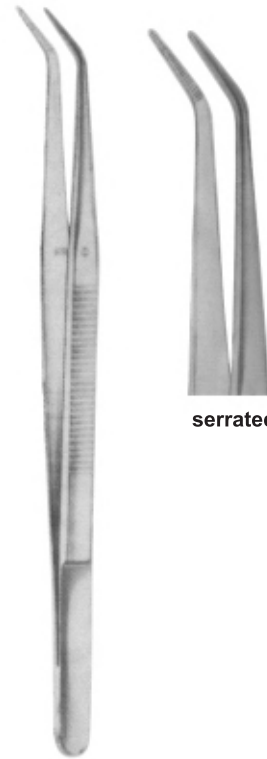
serrated

**2401**  
College  
15 cm



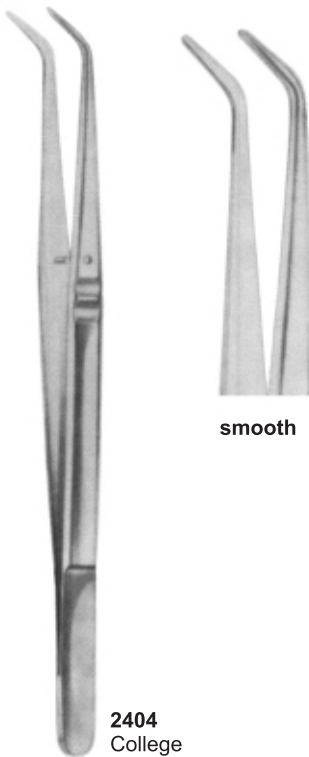
smooth

**2402**  
College  
15 cm



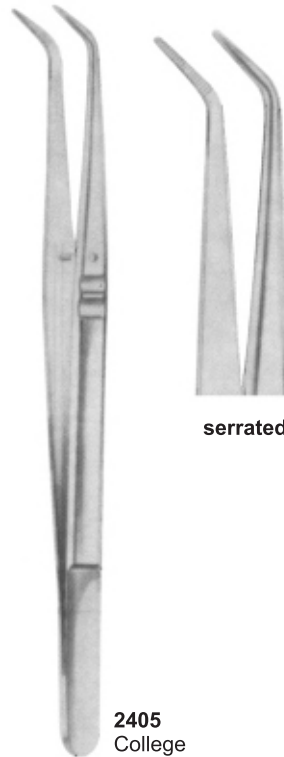
serrated

**2403**  
College  
15 cm



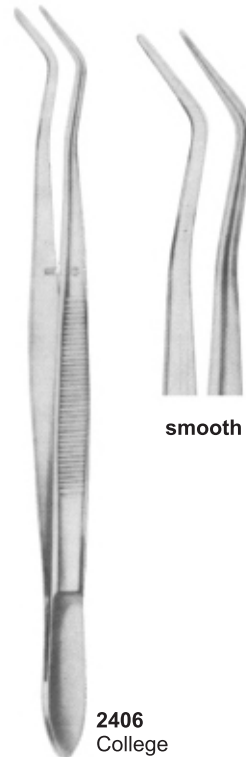
smooth

**2404**  
College  
15 cm




serrated

**2405**  
College  
15 cm




smooth

**2406**  
College  
15 cm



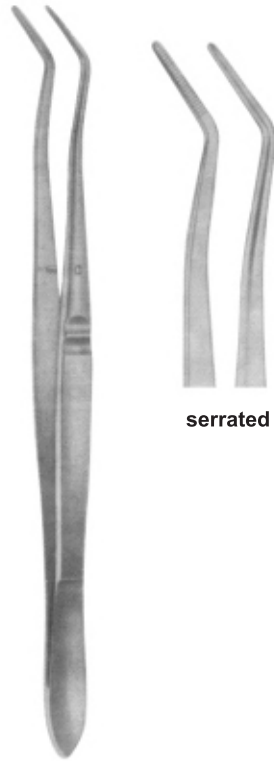
serrated

**2407**  
College  
15 cm




smooth

**2408**  
Meriam  
16 cm



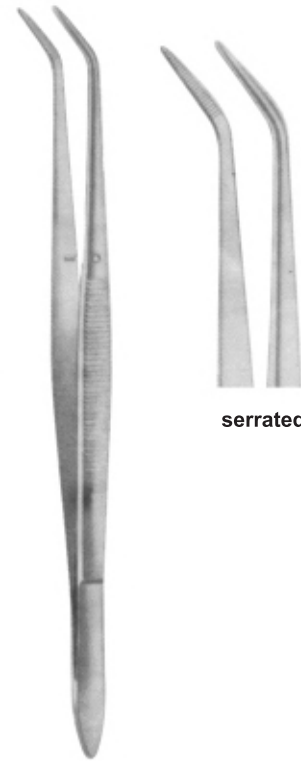
serrated

**2409**  
Meriam  
16 cm




smooth

**2410**  
Meriam  
16 cm




serrated

**2411**  
Meriam  
16 cm



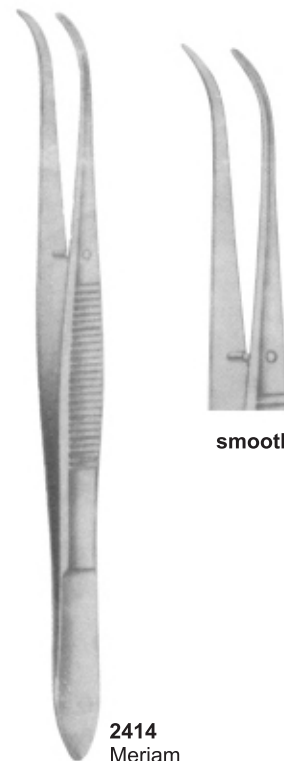
smooth

**2412**  
Meriam  
16 cm



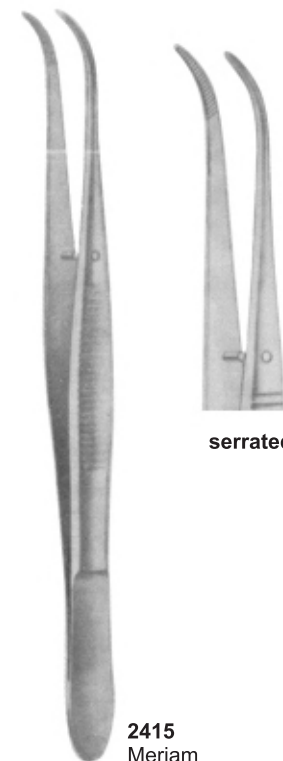
serrated

**2413**  
Meriam  
16 cm



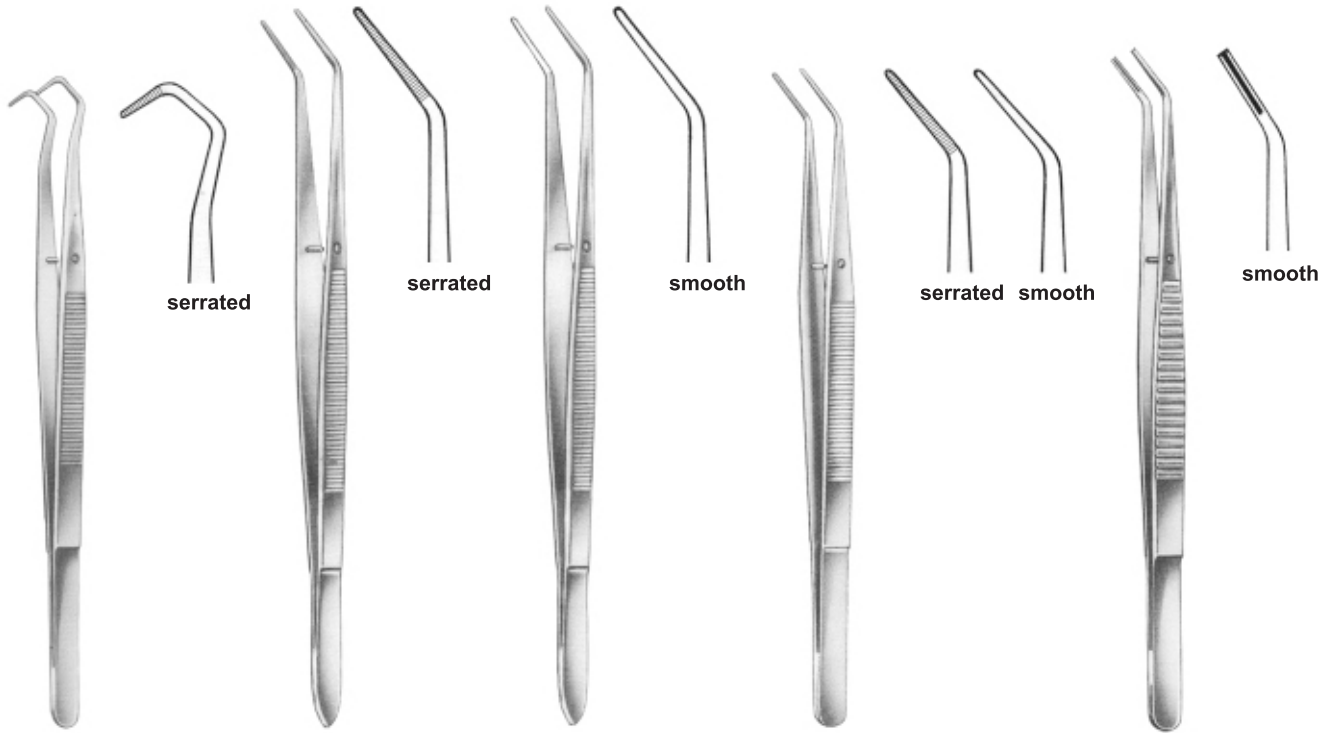
smooth

**2414**  
Meriam  
16 cm



serrated

**2415**  
Meriam  
16 cm



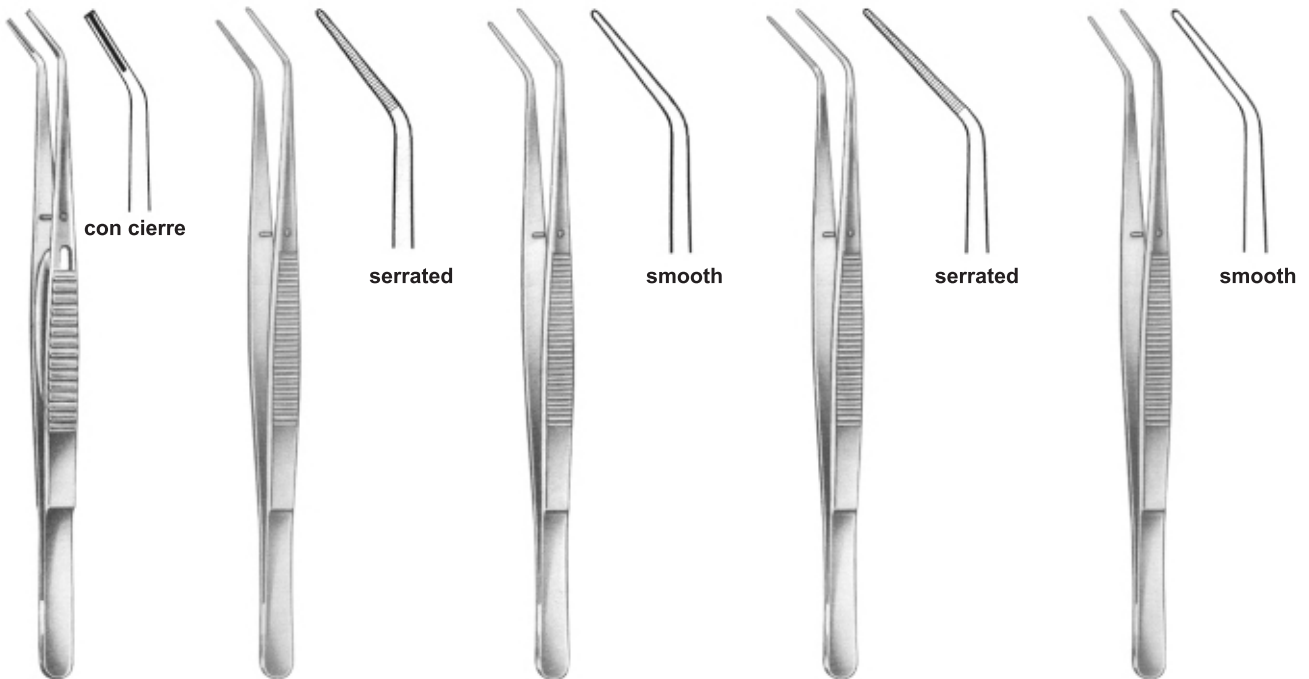
**2416**  
College  
14.5 cm, 5<sup>3</sup>/<sub>4</sub>"

**2417**  
Flagg  
16 cm, 6<sup>1</sup>/<sub>4</sub>"

**2418**  
Flagg  
16 cm, 6<sup>1</sup>/<sub>4</sub>"

**2419**  
Landgraf  
15 cm, 6"

**2420**  
15.5 cm, 6<sup>1</sup>/<sub>8</sub>"



**2421**  
15.5 cm, 6<sup>1</sup>/<sub>8</sub>"

**2422**  
London-College  
15 cm, 6"

**2423**  
London-College  
15 cm, 6"

**2424**  
London-College  
15 cm, 6"

**2425**  
London-College  
15 cm, 6"

# 05 SECTION

## Dental Tweezers



**2426**  
CK1  
15 cm, 6"

**2427**  
CK2  
15 cm, 6"

**2428**  
GF2  
16 cm, 6 1/4"

**2429**  
Gf1  
16 cm, 6 1/4"

**2430**  
Kopp  
15.5 cm, 6 1/8"



**2431**  
Kopp  
15.5 cm, 6 1/8"

**2432**  
15 cm, 6"

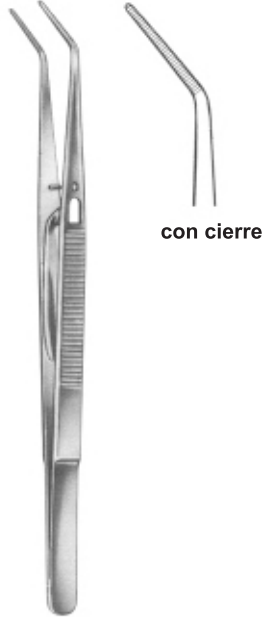
**2433**  
16.5 cm, 6 1/2"

**2434**  
15.5 cm, 6 1/8"

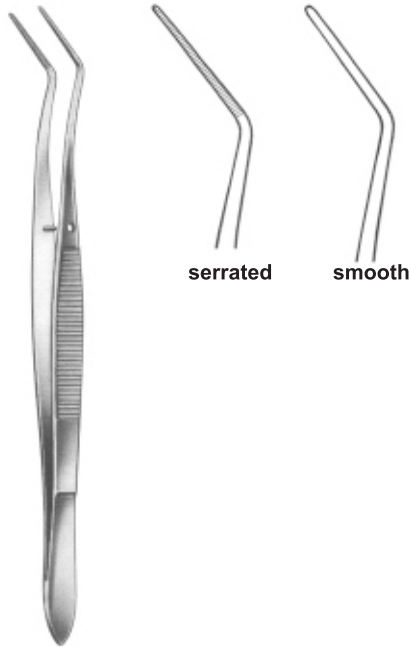
**2435**  
15.5 cm, 6 1/8"



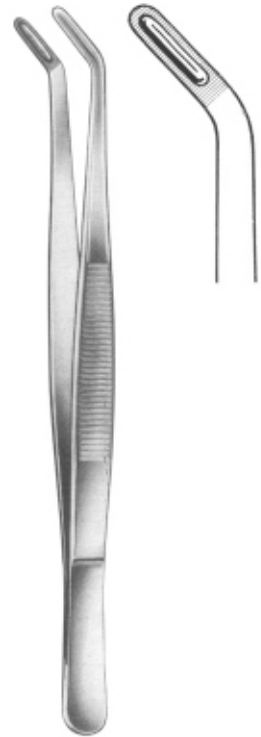
**2436**  
London-College  
15 cm, 6"



**2437**  
London-College  
15 cm, 6"



**2438**  
Meriam  
16 cm, 6 1/4"



**2439**  
Allen  
18 cm, 7 1/8"



**2440**  
Albrecht  
16 cm, 6 1/4"



**2441**  
Albrecht  
16 cm, 6 1/4"



**2442**  
16 cm, 6 1/4"

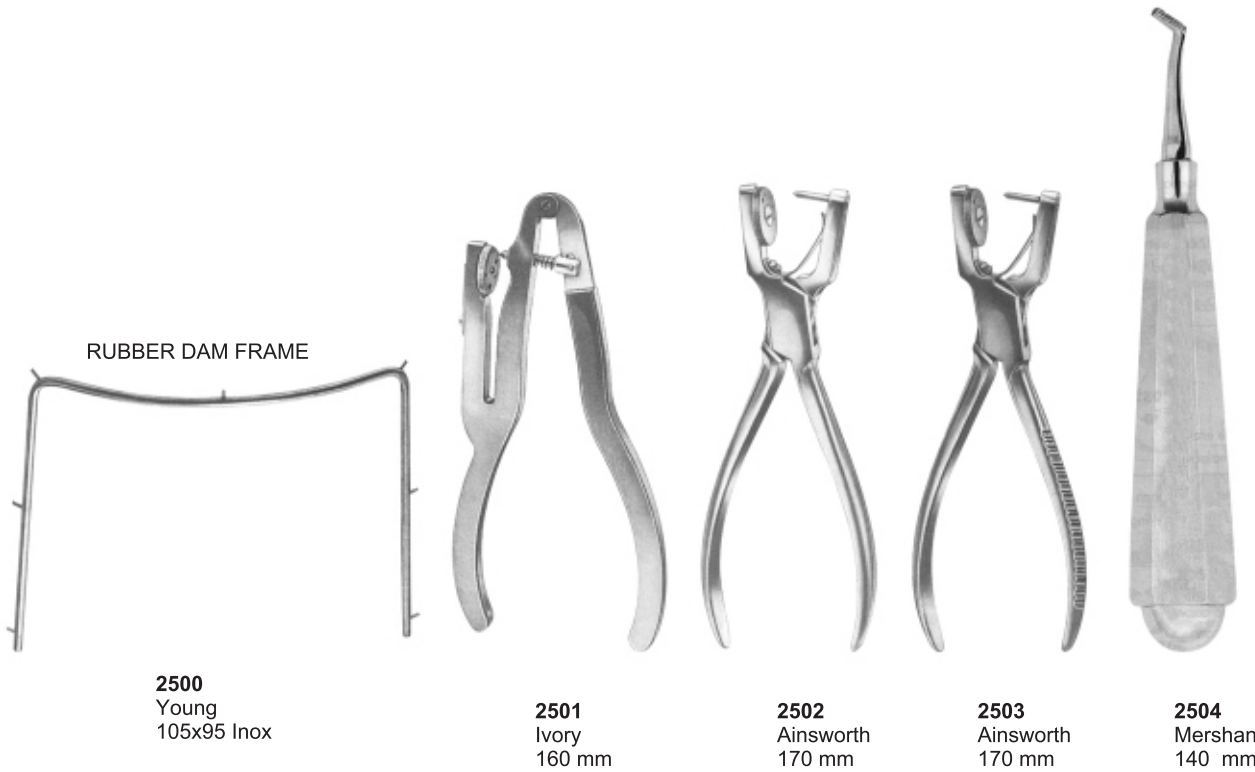


**2443**  
16 cm, 6 1/4"

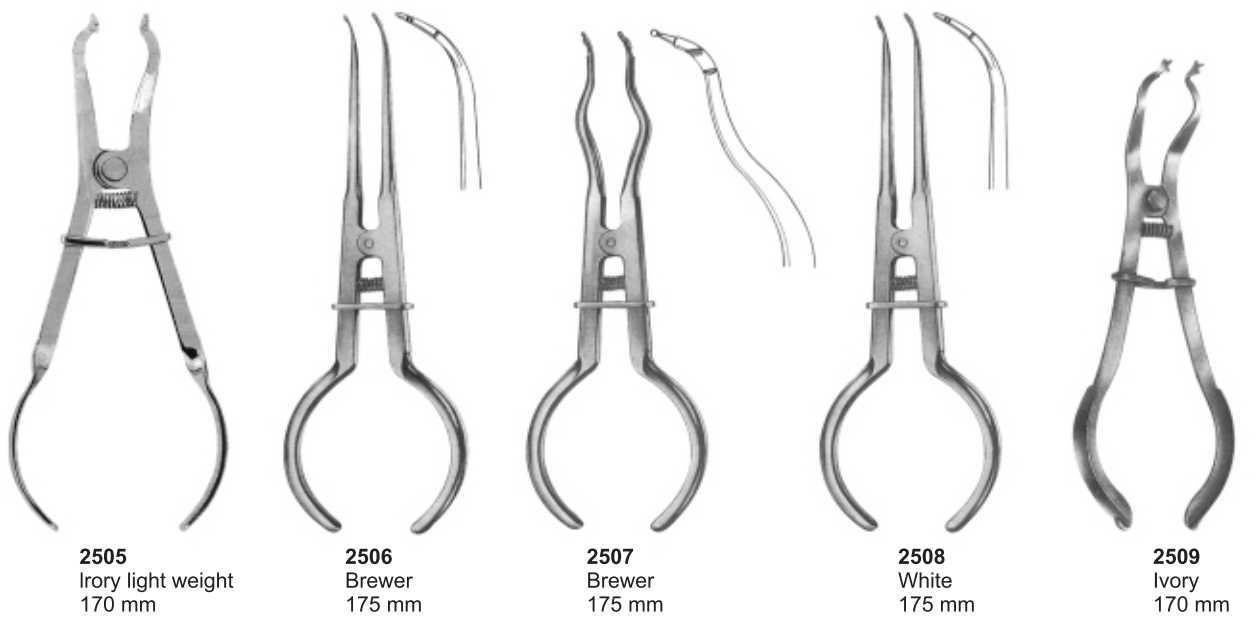


**2444**  
16 cm, 6 1/4"





**CLAMPS ( PLIERS )**





**2510 - 9**  
Winged  
Labial Clamp



**2511 - 9T**  
Winged  
Edged Labial Clamp



**2512 - 212**  
Winged  
Cervical Clamp



**2513 - 210**  
Winged  
Labial Clamp

**Premolars**



**2514 - 00**  
Winged



**2515 - 0**  
Winged



**2516 - WO**  
Wingless

For Small Teeth, Elongated or With Narrow Collars



**2517 - 1**  
Winged



**2518 - 1T**  
Winged



**2519 - W1**  
Wingless

For General Use With Adjustable Jaws According To Gingival Line Shapes



**2520 - 2A**  
Winged



**2521 - 2AT**  
Edged, Winged



**2522 - W2A**  
Wingless

For Premolars, With Elongated Collar



**2523 - 2**  
Winged



**2524 - 2T**  
Edged, Winged



**2525 - W2**  
Wingless

For Premolars, With Elongated Collar



**2526 - 29**  
Wingless



**2527 - 60**  
Wingless



For Small Lower Molars

For Small Lower Molars With Round clamps



For Square Lower Molars

For Round Upper Molars



For Molar Roots

For Partially Broken Molars



For Round Molars, Partially Broken, Undersized or Inclined





## SECTION 06

MATRIX RETAINER, MATRIX BANDS,  
CROWN REMOVERS, SCISSORS, FORCEPS,  
AMALGUM GUNS, CARRIES, COPPER RING REMOVING  
PLIERS, PAPER ARTICULATOR FORCEPS

Page 113-124

[www.hebronsurgical.com](http://www.hebronsurgical.com)



**2600**  
Ivory  
63mm



**2601-1**  
Tofflemire-Universal



**2602-2**  
Tofflemire-Junior



**2603-3**  
Tofflemire-Senior



**2604-5**  
Ivory 8  
5 mm



**2605-6**  
Ivory 8  
6 mm



**2606**  
Ivory 8  
7 mm



**2607**  
Ivory 8 N



**2608**  
Didner 8 P



**2610-7**



**2611-8**



**2612-9**



**2613-10**

For Molars and Premolars



**2614-11**



**2615-12**



**2616-13**

1750-5 mm x 100 cm  
1750-6 mm x 100 cm  
1750-7 mm x 100 cm



**2609**



2617  
Molar  
Fig 7



2618  
Molar  
Fig 8



2619  
Molar  
Fig 9



2620  
Molar  
Fig 10



2621  
Tofflemire



2622  
Tofflemire



2623  
Tofflemire



2624  
Bicuspid



2625  
Bicuspid



2626  
Bicuspid



2627  
Bicuspid



2628  
Bicuspid



2629  
Bicuspid



2633



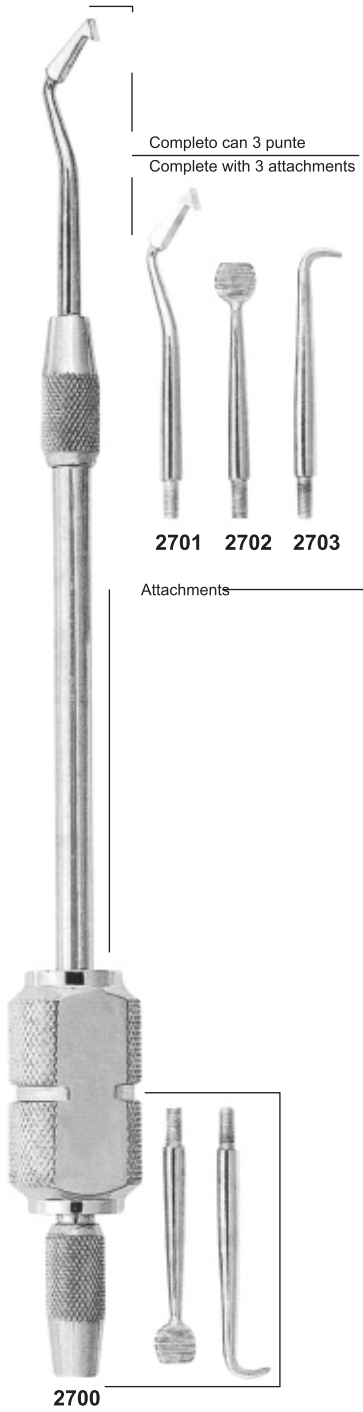
2630  
Molar




2631  
Molar



2632  
Molars



**2704**  
Crown Spreader, Crown Remove.  
Special instrument for crown spreading  
after separating, simple and safe  
operation.

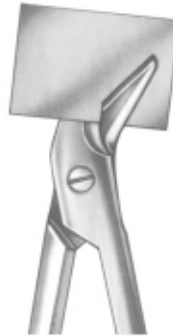




Universal "HM"  
12 cm, 4 3/4"



2709



2710



2711  
Beebe  
10,5 cm, 4 1/8"



2712  
Merston



2713  
Morell



2714  
Morell



2715  
Morell



2716  
Morell



2717  
Treyman



2718  
Automatic Crown Remover  
With 2 Points

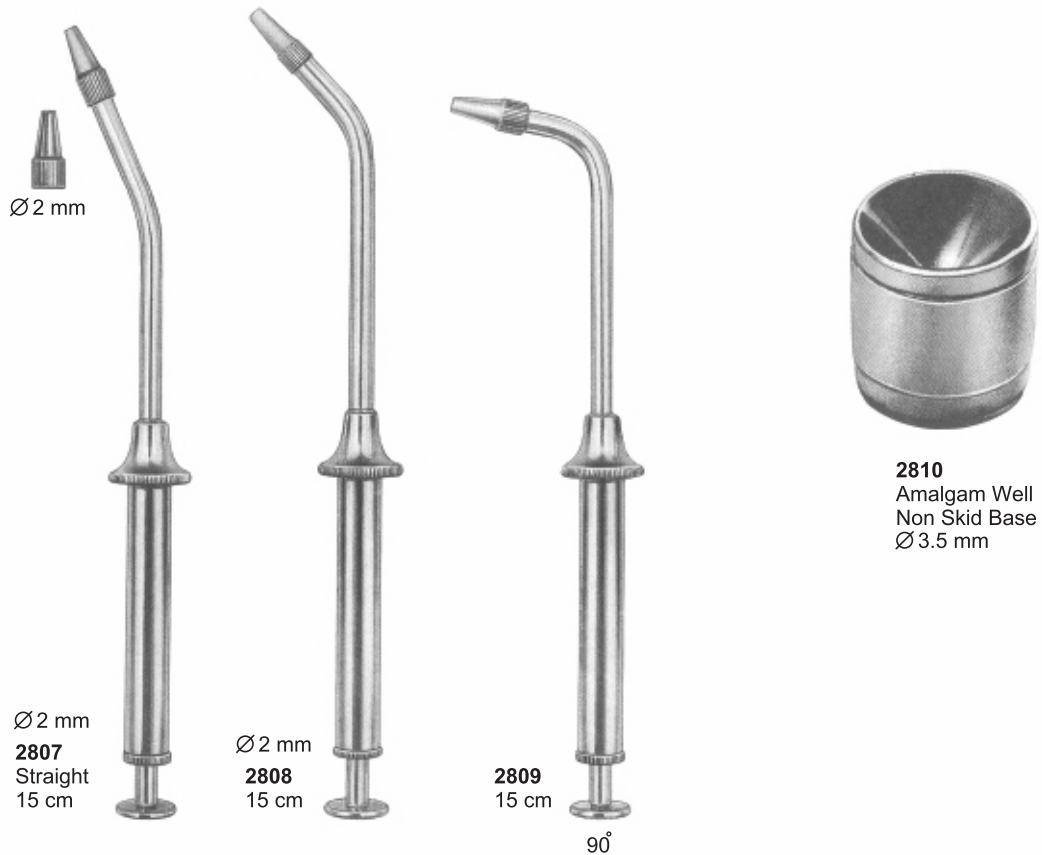
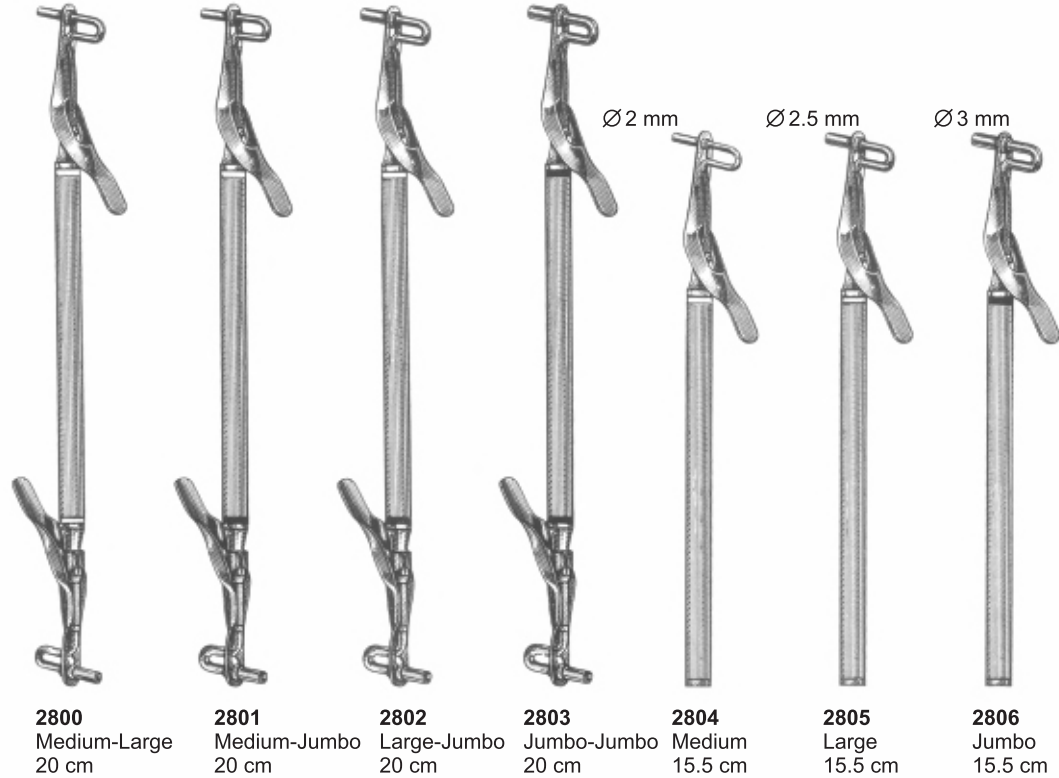


2719



2720





Copper ring removing pliers



**2900**  
Bohm  
11,5 cm



**2901**  
Bohm  
14,5 cm



**2902**  
Furrer  
16 cm



**2903**  
Furrer  
16 cm



**2904**  
Miller  
15 cm



**2905**  
Miller  
15 cm



**2906**  
Kelly  
14 cm



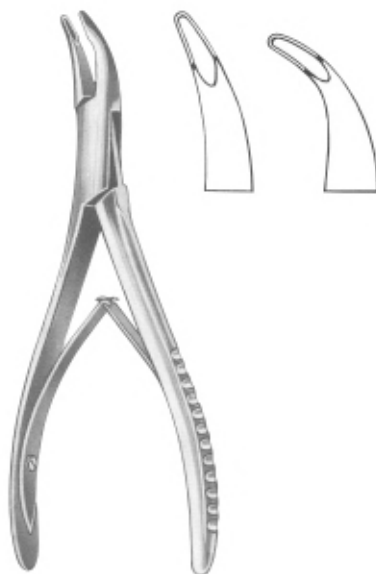
**2907**  
Halstead-Mosquito  
12 cm



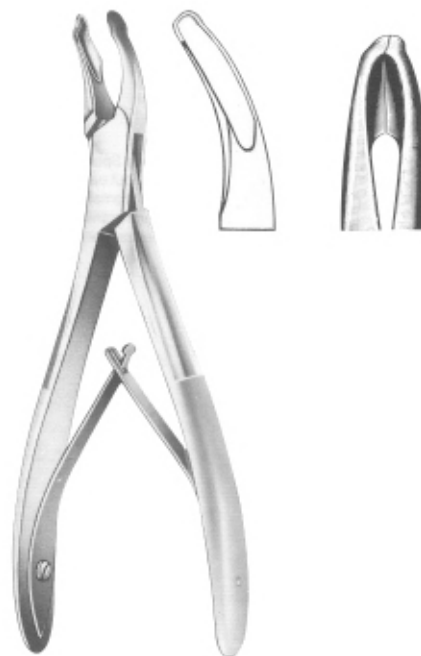
**2908**  
Micro-Mosquito  
10 cm



**3000**  
Friedmann  
14 cm, 5 1/2"



**3001**  
14 cm, 5 1/2"



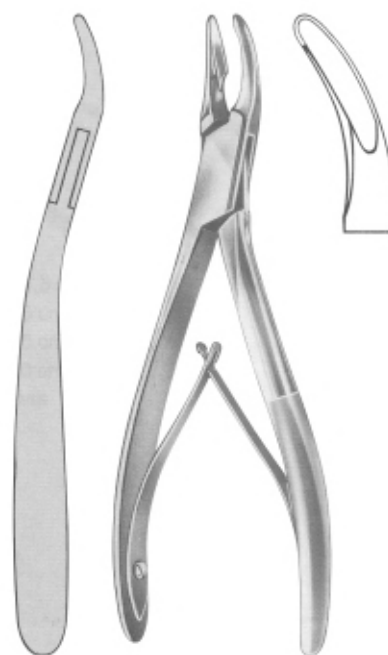
**3002**  
Mead  
14 cm, 5 1/2"



**3003**  
Mead  
14 cm, 5 1/2"



**3004**  
Mead  
17 cm, 6 3/4"



**3005**  
Schell  
17 cm, 6 3/4"



**3006**  
Luer  
15 cm



**3007**  
Friedman  
14 cm



**3008**  
Mini Friedman  
12 cm



**3009**  
Goldman-Fax  
10 cm



**3010**  
Blumenthal  
15 cm



**3011**  
Blumenthal 45  
14,5 cm



**3012**  
Blumenthal 90  
14 cm



**3013**  
Bohler  
15 cm



**3014**  
Kerrison  
15 cm



**3015**  
Blumenthal  
16 cm, 6 1/4"



**3016**  
Blumenthal  
16 cm, 6 1/4"



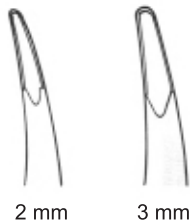
**3017**  
Blumenthal  
16 cm, 6 1/4"



**3018**  
Kleinert-Kutz  
14 cm, 5 1/2"



**3019**  
Ruskin-Mini  
15 cm



**3020**  
Beyer  
18 cm, 7 1/8"



**3021**  
Zaufal-Jansen  
18 cm, 7 1/8"



**3022**  
Niro  
No. 5 S, 14 cm, 5 1/2"



**3023**  
Cleveland  
No. 5 S, 17 cm, 6 3/4"



**3024**  
No. 18, 15 cm, 6"



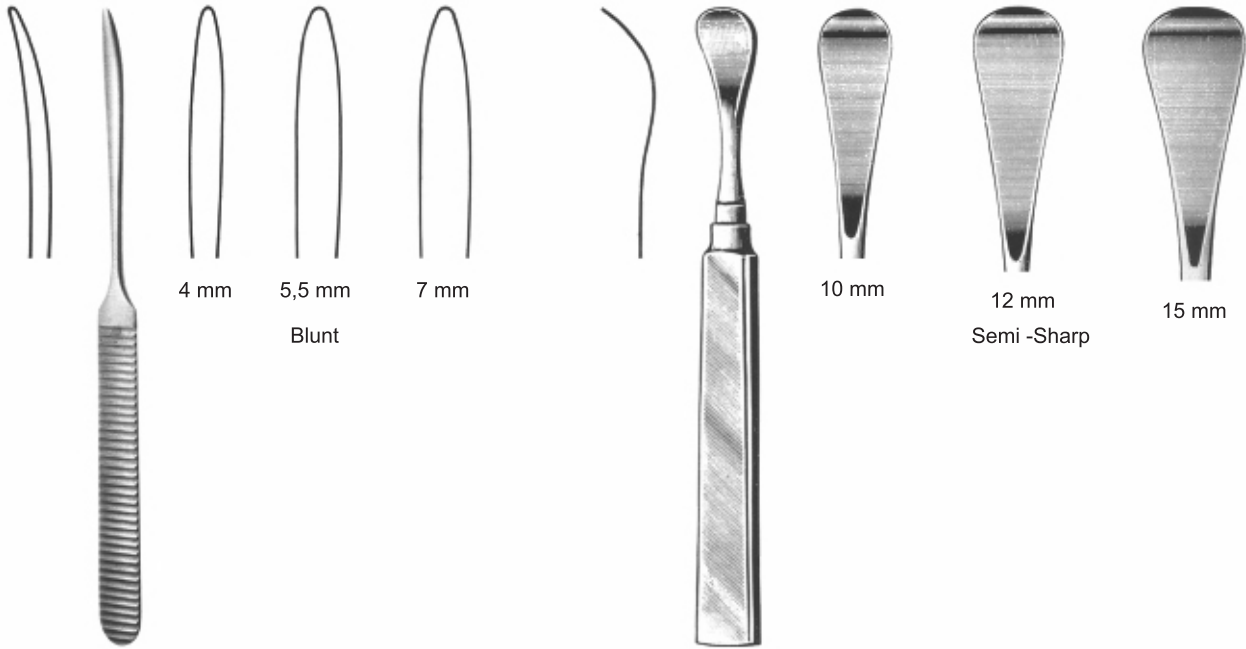
**3025**  
Cleveland  
16 cm, 6 1/4"



**3026**  
Gardner  
16 cm, 6 1/4"

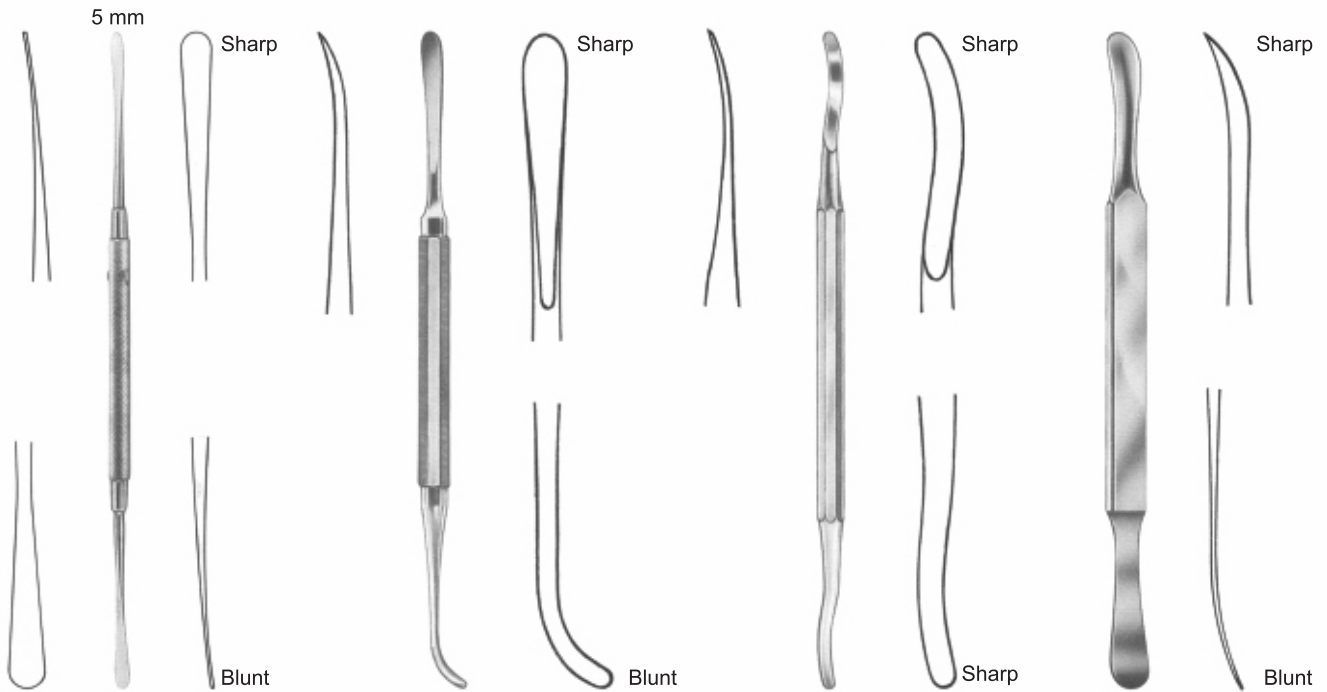


**3027**  
Liston-mini  
15 cm, 6"



**3100**  
Williger  
16 cm, 6 1/4"

**3101**  
Henahan  
17 cm, 6 3/4"



**3102**  
Freer  
19 cm, 7 1/2"

**3103**  
Bennet  
17 cm, 6 3/4"

**3104**  
Seldin  
19 cm, 7 1/2"

**3105**  
Seldin  
19,5 cm, 7 3/4"



**Buckley**  
15 cm, 6"



**3106**  
No.1  
3mm



**3107**  
No. 2  
4mm



**3108**  
No. 3  
5mm



**3109**  
No. 4  
4mm



**3110**  
No. 5  
4mm



**3111**  
Killian  
16 cm, 6 1/4" 5 mm



**3112**  
Killian-Claus  
16 cm, 6 1/4" 5 mm



Obwegeser



**3113**  
2,5 mm



**3114**  
4 mm



**3115**  
Miller  
No.10C



**3116**  
Miller  
No.11C



**3117**  
Miller  
No.12C



**3118**  
Miller  
No.13C







**SECTION 07**

**PLIERS FOR ORTHODONTICS  
& IMPRESSION TRAYS**

**Page 125-139**

**[www.hebronsurgical.com](http://www.hebronsurgical.com)**

Pinze per formare loops  
Loops forming pliers



**3200**  
Adams  
Adams pliers for bending  
wires up to 0,7mm. (.28").



**3201**  
Adams  
Adams pliers for bending  
wires up to 0,7mm. (.28").



**3202**  
Adams  
Tweed loop forming pliers.  
For forming loop in wires up  
to 0,56 mm. (.22").



**3203**  
Adams  
Aderer three jaws bending  
pliers. For wires up  
to 0,7 mm. (.28").



**3204**  
Adams  
Aderer three jaws bending  
pliers. For wires upto 0,7 mm.  
(.28").

Ligature Cutter Pliers



**3205**

Micro-miniature light wire cutter. It cuts soft ligature wires. For use in caso of limited access. Caution: maximum cutting capacity: soft ligature wire up to 0,30 mm. (.012").



**3206**

Wire cutter. For ligature wires and pins. It is strong enough to bend archwire ends after distal cutting. Maximum cutting capacity up to 0,56 x 0,7 mm. (.022" x .028").



**3207**

Wire cutter. For ligature wires and pins. It is strong enough to bend archwire ends after distal cutting. Maximum cutting capacity: up to 0,9 mm. (.036").



**3208**

Wire cutter. For ligature wires and pins. It is strong enough to bend archwire ends after distal cutting. Maximum cutting capacity: up to 1,5 mm. (.044").

Pinze per formare laboratorio  
Laboratory pliers



**3209**

Flat nose pliers with smooth beaks for bending wires up to 0,7 mm. (.028").



**3210**

Bending wires up to 0,7 mm. (.028").



**3211**

Bending wires up to 0,7 mm. (.028").



**3212**

Bending wires up to 0,7 mm. (.028").



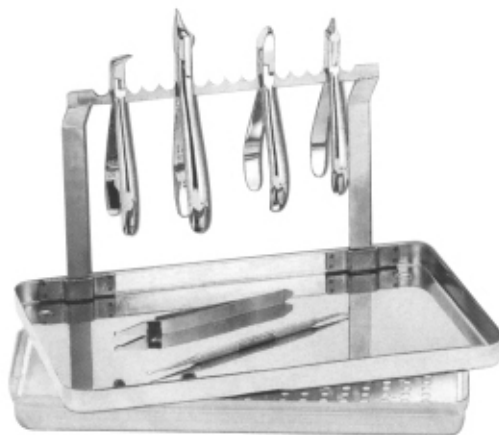
**3213**  
Nance

Nance loop closing pliers, for bending of stop loops and special for Adams' clasps. Wires up to 0,7 mm. (.028").



**3214**  
Nance

Universal pliers for bending wires up to 0,9 mm. (.035") or cutting up to 0,7 mm. (.028").



**3215**

Stainless steel pliers tray standard dimensions



**3216**  
Universal

Universal pin roughening, cutting and bending pliers. For wires up to 0,9 mm. (.035"). Will cut wires up to 0,7 mm. (.028").

Utility and specialty pliers



**3217**  
Reynolds

Reynolds contouring pliers.



**3218**  
Reynolds

Lingual arch pliers used to form double and triple back bends in 0,7 mm (.028") or 0,9 mm (.035") wire for insertion in lingual sheaths.



**3219**  
Weingart

Weingart pliers with serrated points.



**3220**  
De La Rosa

De La Rosa arch forming pliers. Designed to form and contour arch wires on round or rectangular wire. The beak has grooves of 0,4 mm (.016"), 0,46 mm (.018") and 0,56 mm (.022").



**3221**  
De La Rosa

Arch forming pliers with a non grooved contouring surface the forming of precise arches.

**Loop formare pliers**



**3222**  
Waldsachs

Waldsachs universal pliers for bending wires up to 1,0 mm. (.039") or cutting up to 0,7 mm. (.028").



**3223**

Round and Concave pliers for loop forming and bending of thin round and square wires up to 0,5 mm. (.020").



**3224**  
Tweed

Tweed loop Forming Pliers. For round or rectangular wires up to 0,56 x 0,7 mm. (.022" x .028"). Replaceable cylindrical beak with three sizes: 1,15 mm. (.045), 1,50 mm. (.059"), 1,90 mm. (.075"). Concave beak with slight parallel serrations, to keep the wire in proper position.



**3225**  
Tweed

Tweed Loop Forming Pliers. For making perfect Omega Loops with round or rectangular wires up to 0,56 x 0,7 mm. (.022" x .028"). The concave beak is exactly the same as pliers 5809-1



**3226**  
Tweed

Single diameter loop forming pliers. Wire up to 0,56 x 0,7 mm. (.022" x 0.28"). Replaceable concave beak has only one diameter section of 1,50 mm. (.059").

**Distal end cutters**



**3227**

Distal end cutter -safety hold- a precision cutter designed for distal arch cutting in the patient's mouth. It cuts hard wires and holds the loose distal end preventing any damaging of oral tissue. Maximum cutting capacity rectangular wires up to 0,56 x 0,7 mm. (.022" x .020").



**3228**

Micro- distal end cutter - safety hold-. Similar to 3227



**3229**

Direct bonding bracket remover (wide). The removal grip firmly for easy incisal-gingival (vertical) use or, if needed, for mesial-distal (horizontal) use with the same ease.



**3230**

Direct bond attachment remover (angled). For removing all bonded attachments. May be used mesial-distal-horizontal) or incisal-gingival (vertical) in anterior areas. Angled perfectly for easy access to difficult posterior areas.



**Bird beak pliers**



**3231**

Wire bending pliers. For wires up to 0,9 mm. (.036").



**3232**

Bird Beak Angle pliers for bending round, square or rectangular wire up to 0,7 mm. (.028").



**3233**

Double rounded jaw wire bending pliers. For wires up to 0,7 mm. (.028").



**3234**

Bird beak pliers for bending round, square or rectangular wire up to 0,7 mm. (.028"). With cutter.



**3235**

Double rounded jaw wire bending pliers. For wires up to 0,7 mm. (.028").



**3236**  
USA Model  
125 mm



**3237**  
Waldron  
125 mm



**3238**  
How  
140 mm



**3239**  
How  
145 mm



**3240**  
Adams  
125 mm



**3241**  
Angle  
125 mm



**3242**  
young  
130 mm



**3243**  
Nance  
130 mm



**3244**  
Weingart  
140 mm



**3245**  
Johnson  
130 mm




**3246**  
Mc Kellops  
155 mm



**3247**  
Universal  
150 mm



**3248**  
Waldsachs  
155 mm



**3249**  
Aderer  
125 mm



**3250**  
Nance  
130 mm



**3251**  
Langenbeck  
140 mm



**3252**  
Langenbeck  
130 mm



**3253**  
Langenbeck  
130 mm



**3254**  
Peeso  
125 mm



**3255**  
Goslee  
125 mm



**3256**  
Fischer  
140 mm



**3257**  
Andresen  
130 mm



**3258**  
Schwarz  
130 mm



**3259**  
MSY  
130 mm



**3260**  
Langenbeck  
125 mm



**3262**



**3263**



**3264**



**3265**



**3266**



**3267**



**3268**



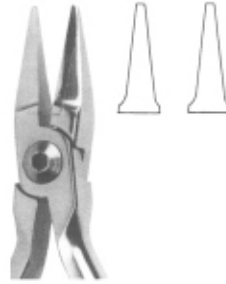
3269



3270



3271



3272



3273



3274



3275



3276



3277



3278



3279



3280



3281



3282



3283



3284



3285

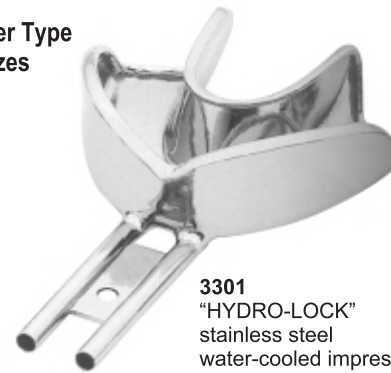


3286

All Impression Trays Upper & Lower Type are available in S, M, L & XL Sizes



**3300**  
"HYDRO-LOCK"  
stainless steel  
water-cooled  
impression trays  
with retention rim.



**3301**  
"HYDRO-LOCK"  
stainless steel  
water-cooled impression  
trays with retention rim.



**3302**  
"NEW SUPER"  
stainless steel  
impression trays  
with retention rim.



**3303**  
"NEW SUPER" stainless  
steel impression trays  
with retention rim.



**3304**  
"ANATOMIC" solid  
regular stainless  
steel impression  
trays without  
retention rim.



**3305**  
"ANATOMIC" solid regular  
stainless steel impression  
trays without retention rim.



**3306**  
Perforated-total denture  
stainless steel  
impression trays with rim.



**3307**  
Perforated-total denture  
stainless steel  
impression trays with rim.

All Impression Trays Upper & Lower Type are available in S, M, L & XL Sizes



**3308**  
"PERMA-LOCK" solid regular stainless steel impression trays with retention rim.



**3309**  
"PERMA-LOCK" solid regular stainless steel impression trays with retention rim.



**3310**



**3311**



**3312**



**3313**



**3314**



**3315**



**3316**  
Set of six

**PACKINGS**



**3317**  
Set of Eight



**3318**  
Solid stainless steel anterior depressed impression trays with retention rim.



**3319**



**3320**



**3321**



**3322**



**3323**



**3324**




**3325**  
Solid stainless steel anterior depressed impression trays with retention rim.

All Impression Trays Upper & Lower Type  
are available in S, M, L & XL Sizes



**3326**  
Fig. 0 per bambini - for children



**3327**  
For narrow toothed upper jaws



**3328**  
Fig. 0 per bambini - for children



**3329**  
For partially toothed upper jaws



**3330**  
For partially toothed lower jaws



**3331**  
For edentulous upper jaws



**3332**  
For edentulous lower jaws

**Stainless Steel Impression Trays**

All Impression Trays Upper & Lower Type are available in S, M, L & XL Sizes



**3333**  
Solid total denture stainless steel impression tray with rim.



**3334**  
Solid total denture stainless steel impression tray with rim.



**3335**  
"PERMA-LOCK" perforated regular stainless steel impression trays with retention rim.



**3336**  
"PERMA-LOCK" perforated regular stainless steel impression trays with retention rim.



**3337**  
Perforated stainless steel anterior depressed impression trays with retention rim.



**3338**



**3339**



**3340**



**3341**



**3342**



**3343**



**3344**  
Perforated stainless steel anterior depressed impression trays with retention rim.



**3345**  
Perforated stainless steel impression trays without retention rim for complete denture.



**3346**  
Perforated stainless steel impression trays without retention rim for complete denture.






**SECTION 08**

**ARRICULATORS, DENTAL  
& SURGICAL HOLLOWARES**

**Page 140-144**

**[www.hebronsurgical.com](http://www.hebronsurgical.com)**



3400



3401



3402



3403



3404



3405



3406



3407



3408



3409



**3500**  
**ENDODONTIC BOX**



**3501**  
**STERILIZING BOX**  
Available in dif. sizes  
17x17x3 cm  
20x10x4 cm  
25x12x6 cm  
30x14x6 cm



**3502**  
**ENDO TRAY BOX**



**3503**  
**COTTON DISPENSER**



**3504**  
**ALCOHOL LAMP**

**Sterilizing Drums**



**3505**



**3506**



**3507**

**Sterilizing Boxes**



3508



3509



3510

**Sterilizing Boxes**



3511



3512



3513



3514



3515



3516

**FORCEP AND THERMOMETER JARS**

**COTTON DISPENSER**



3517  
IRRIGATOR(Douch can)



3518  
MEASURING JUG



3519  
KIDNEY TRAY



3520  
**FORCEP JAR**



3521  
**GALLIPOT WITH & WITHOUT LID**



3522  
**SPITTEN MUG**



3523  
**SPIRIT LAMP**



3524  
**Perforated Tray**



3525  
**Perforated Base**



3526  
**Solid Base**




3527  
**Instruments Tray**



3528  
**Instruments Tray**



3529  
**Instruments Tray  
(Perforated)**



3530  
**Instruments Tray Shallow  
(Mayo)**



3531  
**Scalers Tray**



3532  
**Cathetar Tray**

# Alphabetical Index

<b>A</b>		
Adams	125, 133	
Aderer	133	
Adson	96	
Ainsworth	110	
Albee	77	
Albrecht	109	
Alcohol Lamp	142	
Alginate	93-94	
Allen	109	
Amalgam Carriers	117	
Amalgam Guns	117	
Amalgam Well	117	
Andresen	134	
Angle	133	
Antkoviak	78	
Apical	36, 44	
Arruga	97	
Articulators	140	
Ash	53, 88	
Aspirating Syringes	102	
<b>B</b>		
Band Adaptor	102	
Barry	47, 50	
Baumgartner	96	
Beale	76	
Beebee	116	
Bein	33, 40	
Bennet	53, 123	
Beyer	121	
Bicuspids	114	
Birdbeak Pliers	132	
Blumenthal	120, 121	
Bohler	120	
Bohm	118	
Boley	77	
Bone Chisels	68	
Boynton	97	
Breech Loading Syringe	102	
Brewer	110	
Buck	61-63, 65	
Buckley	67, 124	
Burnishers	58	
<b>C</b>		
Caroll	77	
Castroviejo	77, 98, 100	
Cathetar Tray	144	
Cement Spatulas	91, 92	
Chompret	44	
Ck1	108	
CK2	108	
<b>Cleveland</b>		
Cleveland	122	
College	105, 107	
Columbia	64, 66, 74	
Columbia	79	
Cone-Socket	90	
Cork Screw Tip	104	
Cotton Dispenser	142, 143	
Coupland	37	
Crane-kaplan	74	
Crile-Wood	96	
Crown Removers	115-116	
Cryer	35, 37, 48	
Curette	64, 66	
<b>D</b>		
De La Rosa	129	
Dental Probes	57	
Dental Syringes	103-104	
Derf	95	
Didner	113	
<b>E</b>		
Eliselberg-Mathieu	97	
Eliott	53	
Endo Finger Ruler	102	
Endo Tray Box	142	
Endodontic Box	142	
Ermert	78	
Excavators	87-88	
Explorers	81	
Extracting Forceps	01-31	
<b>F</b>		
Fahnenstock	79	
Filling Instruments	52-56	
Fischer	134	
Flagg	107	
Flohr	38	
Forcepps Jar	143, 144	
Fox	58	
Frazier	100	
Freer	123	
Friedman	119-120	
Furrer	119	
<b>G</b>		
Gallipot	144	
Gardner	67, 122	
GF1	108	
GF2	108	
Gillies	96	
Goldman Fox	60, 63, 65, 73, 120	
<b>Goslee</b>		
Goslee	134	
Gouges	68	
Gracey Curettes	69	
Gracey Mesial Distal	69	
Gracey	56-69-72	
Gritman	76-78-80	
<b>H</b>		
Halstead-Mosquito	118	
Hegar-Baumgartner	95-96	
Heidbrink	45-48-50	
Heidemann	55	
Hemingway	75	
Henahan	123	
How	133	
Hylin	40, 76	
<b>I</b>		
Impression Trays	136-139	
Intra-Ligamental Syringes	104	
Irrigator	143	
Ivory	110, 113	
Iwanson	77	
<b>J</b>		
Jaquette	74	
Johnson	133	
<b>K</b>		
Kelly	118	
Kerrison	120	
Kidney Tray	143	
Kilian	124	
Kilian-Claus	124	
Klein	07	
Kleinert-Kutz	121	
Kopp	39, 49, 108	
<b>L</b>		
Landgraf	107	
Langenbeck	134	
Le Cron	76	
Lecluse	43	
Lessmann	79	
Lichtenberg	97	
Listion-mini	122	
London Hospital	41	
London-College	107, 109	
Lucas	75	
Luer	120	
Luks	84	

**M**

Machtou	83
Mallets	68
Mathieu	99, 100
Matrix Bands	113, 114
Matrix Retainers	113
Mayo-Hegar	95
Mc Call	73
Mc Kellops	133
Mead	43, 58, 119
Measuring Jug	143
Measuring Plate	84
Medicon	78
Meriam	106, 109
Merrit A	60
Mershon	110, 116
Micro-Barraquer	99-100
Micro-Mosquito	118
Miller	118, 124
Mini-Ryder	95
Molar	114
Morell	116
Mouth Mirror Handles	89, 90
Mouth Mirrors	89, 90
MSY	76, 134

**N**

Nabers	83
Nance	128, 133
Niro	122

**O**

Obwegeser	124
Ochsenbein	61, 62, 67
Olsen-Heger	96
Oms	83
Ott	41

**P**

P.K. Thomas	76
P.K. Thomas	68
Partsch	134
Pocket Probes	58-60
Plaster Knives	80
Plaster Spatulas	93-94
Position Gauge	102
Pott	42

**R**

Rein	81
Relax	05
Reynolds	129
Rhodes	61, 62

Rhodium	89
Roach	76
Root Elevators	32--51
Root Splinter	31
Root-Canal Excavators	86
Root-Canal Explorers	86
Root-Canal Plungers	84-85
Rubber Dam Clamps	111-112
Rubber Dam Frame	110
Ruskin-Mini	121

**S**

Scalers	58
Schell	119
Schilder	85
Schluger	61, 62
Schwarz	134
Seldin	34, 48, 123
Spirit Lamp	144
Spitten Mug	144
Spreader	82-83
Sterilizing Boxes	142, 143
Sterilizing Drums	142
Sugarman	61, 162

**T**

Taylor	74
Toennis	97
Tofflemire	114
Tofflemire-Junior	113
Tofflemire-Senior	113
Tofflemire-Universal	113
Towner Jaquette	74
Towner	74
Trays	144
Treymann	116
Tweed	130

**U**

Univarsal "HM"	116
Univarsal	128, 133
University of Michigan	60
USA Model	133

**V**

Vehe	76
Vernier	77
Vertical Condenser	83

**W**

Wakefield	67
Waldron	133
Waldsachs	133
Warwick-James	130, 133
Water Syringe	41
Weingart	101
White	129, 133
Williams	52, 60, 83
Williger	123
Winter	46, 50
Woodson	54, 55

**Y**

Young	133
Younger-Good	73

**Z**

Zahle	76
Zaufal-Jansen	121
Zerfing-Chisel	64, 66
Zuricher	77



**Tahir Town Fateh Garh,  
Small Industrial Estate Sialkot 51310**

**Tel: +92 523 259568  
Mob: +923456688643**

**Email: [info@hebronsurgical.com](mailto:info@hebronsurgical.com)  
Web: [www.hebronsurgical.com](http://www.hebronsurgical.com)**

Manufacturer & Exporter of Surgical, Dental Instruments



**ISO 9001: 2008  
ISO 13485: 2003**